

# **FLORIDA AGRICULTURAL STATISTICS**

## **Citrus Summary**

Florida Department of Agriculture  
and Consumer Services  
Doyle Conner, Commissioner  
Tallahassee, Florida

Florida Crop and Livestock  
Reporting Service  
Richard P. Small, Chief

Division of Marketing  
John D. Stiles, Director

Cooperating with

U. S. Department of Agriculture  
Statistical Reporting Service

### **Acknowledgment**

The acreage, production, utilization, monthly and season average price, and crop value statistics for Florida as shown in this summary are official estimates of the Florida Crop and Livestock Reporting Service. Corresponding data for other citrus states are from official reports of the USDA, Statistical Reporting Service. Canned and frozen pack statistics were compiled by the Florida Citrus Processors Association. Where data are from other sources, appropriate references appear.

Records of the Division of Fruit and Vegetable Inspection, Florida Department of Agriculture and Consumer Services, were employed in production and utilization estimates. The Citrus Administrative Committee assisted in assembling these data.

Many producers, shippers, canners, sales agencies, transportation firms, and others associated with the citrus industry voluntarily supplied basic data used to develop these statistics. Their contributions are sincerely appreciated.

The report was assembled under the direction of James W. Todd and Robert R. Terry of the Florida Crop and Livestock Reporting Service.

For information call: (305) 420-6015.

## CONTENTS

|  | Page |   | Page |
|--|------|---|------|
| Narrative on 1981-82 season  |      | Limes   | 23   |
| Weather highlight  | 1    | Temples   | 24   |
| Production summary   | 2    | K-Early citrus fruit                                    | 24   |
| Value and prices   | 3    | Tangelos  | 24   |
| Citrus production 1886 to date and history<br>of Florida citrus industry             | 4    | Tangerines  | 25   |
| Citrus acreage and production, by states   |      | Honey tangerines  | 25   |
| Principal citrus fruits  | 5    | Florida production, by counties and<br>varieties        | 26   |
| Oranges  | 6    | Florida citrus, commercial acreage                      |      |
| Grapefruit   | 7    | Fruit type and county                                   | 27   |
| Florida acreage, production and utilization  |      | Florida citrus, commercial acreage                      |      |
| All oranges  | 8    | Fruit type and year set                                 | 28   |
| Early and midseason oranges  | 8    | Other states' citrus acreage                            | 29   |
| Late (Valencia) oranges  | 9    | Citrus received by major cities                         |      |
| Limes  | 9    | Oranges and Tangerines                                  | 30   |
| All grapefruit   | 10   | Grapefruit, Tangelos and Temples                        | 31   |
| Seedy grapefruit   | 10   | Citrus fresh shipments by state and<br>imports to U. S. |      |
| White seedless grapefruit  | 11   | Oranges   | 32   |
| Pink seedless grapefruit   | 11   | Grapefruit  | 33   |
| Temples  | 12   | Tangerines, Tangelos, Temples<br>and K-Earlylys         | 34   |
| Tangelos   | 12   | Mixed rail  | 35   |
| Tangerines   | 13   | Citrus fresh exports by state                           |      |
| Honey tangerines   | 13   | Oranges, Tangelos and Temples                           | 36   |
| Citrus production, utilization, season average<br>on-tree prices, and value of sales |      | Grapefruit and Tangerines                               | 37   |
| Oranges, by states   | 14   | Auction sales by citrus types and seasons               | 38   |
| Oranges, by types and states   | 15   | Exports of fresh U. S. Citrus, by counties              | 39   |
| Grapefruit, by states  | 16   | Exports of fresh Florida citrus, by seasons             | 39   |
| Other citrus, by states  | 17   | Exports of fresh Florida citrus, by weeks               | 40   |
| Limes and lemons, by states  | 18   | National per capita consumption of citrus               | 41   |
| Florida lemons, by types   | 18   | Export of fresh Florida citrus, by counties             | 41   |
| Florida citrus products, annual pack   | 19   | Processed fruit utilization, by weeks                   |      |
| Florida grapefruit, by marketing districts   |      | Oranges, Grapefruit, Temples                            | 42   |
| Production   | 20   | Tangelos, Tangerines, Honey Tangerines,<br>K-Earlylys   | 43   |
| Prices on-tree   | 20   | Distribution of fruit utilization, by months            | 44   |
| Florida monthly on-tree prices   |      | Production of citrus fruit, by counties                 | 45   |
| Early and midseason oranges  | 21   | Data Sources  | 46   |
| Late (Valencia) oranges  | 21   |   |      |
| White seedless grapefruit  | 22   |   |      |
| Pink seedless grapefruit   | 22   |   |      |

## FLORIDA WEATHER HIGHLIGHTS, SELECTED AREAS AND MONTHS, 1981-82 CROP YEAR

For the past two successive Januarys--1981 and 1982--many of Florida's citrus producing areas experienced major freeze damage to both fruit and trees.

The 1981 freeze was reviewed in the previous summary. Comments in this review highlight the 1982 freeze and the weather during the more critical growing and harvest months of November 1981 through March 1982.

A weak cold front moved through the state the week of October 19, bringing thunderstorms and the season's first cool nights. By the first week of November citrus tree foliage was turning darker green, reflecting slower growth due to shorter days and cooler nights. On the 7th and 8th, lows in the 40's were recorded in the central portion of the Peninsula and in the 50's farther south. On the 23rd, a front passed through Florida with low readings the morning of the 24th ranging from the high 30's to low 40's in the citrus belt. Freezing temperatures occurred in the central interior with light frost observed as far south as Lake Okeechobee. Rainfall was adequate during the month and irrigation was limited to a few locations.

Several cold fronts moved through the state during December, the first occurring on the 5th of the month. On the 13th, freezing temperatures and frost were observed as far south as Lake Okeechobee. A very strong arctic front moved south through Florida on the 20th, bringing the coldest temperatures recorded for that day in over 100 years. Readings dipped into the teens in the north to near 20's in the colder locations of the southern portion of the state. The lower East Coast was the only area to escape freezing temperatures. Most of the citrus belt escaped serious freeze damage on the 20th. Coldest readings were in pockets of the southwest interior portion of Hardee, DeSoto, and Charlotte counties. Varying amounts of slush ice were found in oranges in these colder areas. Wind prevented any significant frost formation. Irrigation was

prevalent during the month due to the small amount of rainfall.

By early January, young trees in the freeze damaged counties were defoliating. Older trees in the colder locations were dropping some of their outer leaves. Several weeks of warmer than normal weather preceeded a hard freeze that hit all citrus growing areas the morning of January 12th. Most groves experienced temperatures in the 20's with minimums in some colder locations in the citrus belt in the upper teens. Many locations had 8-12 hours below 28 degrees. Ice of varying amounts was found in fruit in most northern and central locations. The majority of the groves in the south central areas had at least some slush ice. In 1981 the lower Indian River producing area escaped freezing weather of any significant duration but in 1982 ice was found in fruit all along the East Coast. On the 23rd and 24th another cold front of much less intensity passed through the state with temperatures averaging five degrees below normal.

Following the January 12th freeze the weather moderated. Many trees in all of producing areas had varying amounts of dehydrated and frozen foliage. The harder hit oranges and Temples were showing an increased amount of fruit droppage.

Although there were several cold fronts that moved through the state in February and March, temperatures were above normal. In early February new growth and bloom buds began to come out. By mid February with the aid of good soil moisture and warm weather new growth and new bloom were abundant. Peak bloom came in early March, several weeks in advance of normal. Near ideal weather conditions for tree recovery continued throughout the spring. Soil moisture, with the aid of supplemental irrigation was sufficient. Summer rainfall was above average in most areas.

## 1981-82 PRODUCTION SUMMARY

Florida's 1981-82 season began with full bloom by early-to-mid March, two to four weeks earlier than normal. Trees were recovering from the January freeze which had caused extensive defoliation in large areas of the citrus belt. Bloom was variable throughout the citrus belt depending upon extent of cold damage.

The spring weather was dry with most citrus areas receiving only light amounts of rain until late May - early June when summer rain patterns began to develop. A detailed description of winter weather conditions including the January freeze can be found on the preceding page.

In the January freezes of 1977 and 1981, approximately 15 percent of the pre-freeze forecasted boxes were lost. In the January 1982 freeze, about 22 percent (36 million boxes) were lost. Loss occurred from fruit droppage as well as dehydration of fruit. FCOJ yield at 42° Brix averaged 1.2773 gallons per box compared to the previous season's average of 1.2574 at 42° Brix equivalent.

Final orange production at 125,800,000 boxes was 24 percent less than the initial October forecast, and 27 percent less than the 172,400,000 million boxes produced in the previous season. It was also the smallest crop produced since the 1967-78 season when only 100,500,000 boxes were produced.

Grapefruit production at 43,100,000 boxes was about 4 percent less than the previous season's production of 50,300,000 boxes. Production of specialty crops was very close to the previous season's production.

The January 1982 freeze did not kill as many citrus trees as the freezes in 1977 and 1981, possibly because of the near ideal recovery conditions that followed. Defoliation was widespread, with varying amounts of wood loss.

California's orange crop was 43,000,000 boxes, 34 percent less than the previous season's record high production of 65,250,000 boxes. Grapefruit production was 18 percent less than the previous season. Lemon production was also down.

Arizona orange production at 3,050,000 boxes was near previous seasons' production levels. Grapefruit production at 2,400,000 boxes, was the lowest in several seasons.

Texas orange production was 5,940,000 boxes, 37 percent more than the previous season and near earlier seasons production levels. Grapefruit production was a record 13,900,000 boxes, 12 percent greater than the previous high of 12,400,000 boxes for the 1976-77 season.

### TREE CENSUS

The Florida Crop and Livestock Reporting Service first began indexing the State's commercial citrus groves on aerial photography as of January, 1966. Ground crews in 4-wheel drive vehicles identify all the State's groves by year

in which set, fruit type, and row spacing. Photo interpreters in the Orlando office then delineate the groves by variety blocks on positive photo transparencies at a scale of 1 inch to 660 feet. Variety blocks are measured with planimeters to obtain acreage and then indexed by land section.

The 1966 survey indicated there were 66,441,000 commercial citrus trees on 858,082 net acres of land. In addition, the survey provided acreage and number of trees by county, variety and year set. But, of equal importance, the inventory was designed for quick and economical updating. Since that time, the production area has been resurveyed each second winter - 1968 through 1982 to determine changes.

Photographing begins in November when weather conditions are most favorable and is generally completed in 80 to 90 days. The same three-mile-wide flight lines established in 1966 are photographed on each succeeding flight. Approximately 14,000 square miles of photography is obtained at a 1 to 30,000 scale.

The latest survey shows there were 847,856 acres of commercial citrus in Florida as of 1982. This is a net increase of 0.3 percent from the 845,283 acres in January 1980. New citrus groves set during the calendar years of 1980 and 1981 totaled 54,515 acres which more than offset the 51,942 acres lost. Net increases occurred in the East Coast and Lower Interior growing areas.

In addition to enumerating changes in grove acreage, the surveys since 1976 were designed to give greater detail on acreage removals and additions. The 1982 results showed that nearly one half of the newly planted equivalent acres were large plantings on new land. Another 35 percent of the new plantings were resets in existing groves.

Only 10 percent of the lost acreage occurred because of commercial development with 47 percent occurring as vacancies in existing groves. Three major freezes in recent years account for most of the within grove losses.

Florida, all citrus: Acres in commercial groves as of  
January, 1966 - 1982, with percent changes

| Year | Acres   | Change from<br>previous survey | Change from |
|------|---------|--------------------------------|-------------|
|      |         |                                | 1966 survey |
|      |         | Percent                        |             |
| 1966 | 858,082 | ---                            | ---         |
| 1968 | 931,249 | +8.5                           | +8.5        |
| 1970 | 941,471 | +1.1                           | +9.7        |
| 1972 | 878,019 | -6.7                           | +2.3        |
| 1974 | 864,098 | -1.6                           | + .7        |
| 1976 | 852,369 | -1.4                           | - .7        |
| 1978 | 831,235 | -2.5                           | -3.1        |
| 1980 | 845,283 | +1.7                           | -1.5        |
| 1982 | 847,856 | + .3                           | -1.2        |

1981-82 VALUE OF SALES, PRICES AND EXPORTS

VALUE

The preliminary on-tree value of all citrus for the 1981-82 crop year is \$799,791,000. This is 16 percent less than the 1980-81 revised value of \$953,350,000 and 23 percent less than the record high 1979-80 season total of \$1,037,050,000.

Preliminary value is based on that part of crop that was priced at harvest, about 30 percent of the total. When all participation plans and cooperative prices are finalized, a revised value will be calculated.

The 1981-82 season average on-tree price of oranges was \$4.84 per box, an increase of 80 cents over the revised 1980-81 average of \$4.04. Preliminary grapefruit prices fell to \$2.42 per box from the previous season's \$3.60. Price received for processing grapefruit at \$1.33 per box, was less than half of the previous season's \$2.76 per box.

During the 1981-82 season the delivered-in price for all priced fruit going into FCOJ was \$1.20 per pound of solids, 21 percent more than last season's \$0.99.

Florida, all citrus: Value of sales on-tree, crop years 1972-73 through 1981-82

| Crop year | Value<br>1,000 dollars | Crop year  | Value<br>1,000 dollars |
|-----------|------------------------|------------|------------------------|
| 1972-73   | \$394,645              | 1977-78    | \$ 848,680             |
| 1973-74   | 359,388                | 1978-79    | 966,916                |
| 1974-75   | 397,066                | 1979-80    | 1,037,050              |
| 1975-76   | 440,326                | 1980-81 1/ | 953,350                |
| 1976-77   | 529,765                | 1981-82 2/ | 799,791                |

1/ Revised. 2/ Preliminary.

COUNTY PRODUCTION

Estimates of citrus production by counties were prepared from objective survey data obtained from the citrus crop estimates program. Production for Florida has been distributed to counties based on the biennial citrus tree census, limb count survey data adjusted for droppage to end of season, and size data at maturity.

Tree numbers by county which are used in the estimates were obtained from the latest tree census. Data on production is obtained from several objective fruit surveys: limb count and size and droppage samples. Because of the statistical sampling design, counties with higher production in general have a greater number of fruit samples, and therefore estimates for these counties can be considered more reliable. Thus, for the same reason, estimates for the production areas are still more reliable.

PRICES

All on-tree prices reported by the U. S. Department of Agriculture's Statistical Reporting Service and the Florida Crop and Livestock Reporting Service represent the average price received by growers for their fruit by types. Prices are based on records of commercial fresh fruit and processed fruit returns. The term "on-tree" relates to fruit value before it is picked and hauled from the grove.

Each season, beginning with the first month that three percent of a fruit type is harvested, the Florida Crop and

Livestock Reporting Service estimates an average monthly price. Fresh fruit sales organizations provide the average F.O.B. price and processors supply an average spot and cash price for fruit delivered to plants. From these values, an estimated charge for picking, hauling and packing is deducted to arrive at an on-tree price. The anticipated box utilization for the month is used to combine the fresh and processing price to obtain an average price for all methods of sales for each month. At the end of the season, monthly price averages are computed and weighted by boxes utilized, to provide the preliminary season average price.

A year later, after most processed products are sold, a survey of cooperatives and firms with market participation plans is conducted to establish a value of fruit previously classed as non-priced fruit. These prices, combined with spot and cash prices collected earlier, are weighted together to determine the final processing price received by growers for various varieties of citrus. Charges for picking, hauling and packing, as determined by University of Florida economists, are deducted from the weighted average of prices obtained from all segments of the citrus industry to arrive at the final on-tree price received by growers.

FOREIGN EXPORTS

Fresh exports of citrus to countries other than Canada and Mexico for the 1981-82 season were 10,144,000 cartons, slightly less than the previous season's total of 10,589,000 cartons. This is the lowest amount shipped in four seasons.

Grapefruit exports accounted for 98 percent of total citrus exports, with Japan the principal receiver. Over 68 percent of the total grapefruit exports were to Japan with the second largest receiver, France taking only 20 percent.

Orange exports decreased slightly from the previous season but were near the last four seasons' levels. Puerto Rico received the largest amount of orange exports, over 80 percent of the total shipped from Florida. Japan and Germany also took some supplies of oranges.

Tangerine exports amounted to 32,000 cartons, all shipped to Puerto Rico. The January, 1982 freeze curtailed exports of any other specialty crops.

Frozen concentrated orange juice (FCOJ) is Florida's major processed product sold in export markets. Florida exported 11.7 million 43.4° Brix gallons of FCOJ in the 1980-81 season. Exports in the 1981-82 season are expected to be down from the previous season. Canada is the major FCOJ export market for the U. S. Increasing Brazilian production and expansion of their export market limits market expansion opportunities for Florida.

Citrus box weights: Approximate net weight in pounds by fruit type and States

| States     | Oranges<br>and others 1/ | Grape-<br>fruit | Tange-<br>rines | Lemons | Limes |
|------------|--------------------------|-----------------|-----------------|--------|-------|
| Florida    | 90                       | 85              | 95              | 90     | 80    |
| California | 75                       | 65              | 75              | 76     | --    |
| Texas      | 85                       | 80              | --              | --     | --    |
| Arizona    | 75                       | 64              | 75              | 76     | --    |

1/ Includes Florida Temples and Tangelos at 90 lbs.

Florida citrus: Production of all citrus since 1886-87

| Crop year | Type of fruit |            |       |        | Crop year | Type of fruit |            |        |         |
|-----------|---------------|------------|-------|--------|-----------|---------------|------------|--------|---------|
|           | Oranges       | Grapefruit | Other | Total  |           | Oranges       | Grapefruit | Other  | Total   |
|           | 1,000 boxes   |            |       |        |           | 1,000 boxes   |            |        |         |
| 1886-87   | ---           | ---        | ---   | 1,260  | 1934-35   | 15,600        | 15,200     | 2,015  | 32,815  |
| 1887-88   | ---           | ---        | ---   | 1,450  | 1935-36   | 15,900        | 11,500     | 2,112  | 29,512  |
| 1888-89   | ---           | ---        | ---   | 1,950  | 1936-37   | 19,100        | 18,100     | 3,045  | 40,245  |
| 1889-90   | ---           | ---        | ---   | 2,150  | 1937-38   | 23,900        | 14,600     | 2,370  | 40,870  |
| 1890-91   | ---           | ---        | ---   | 2,450  | 1938-39   | 29,900        | 23,300     | 3,495  | 56,695  |
| 1891-92   | ---           | ---        | ---   | 2,713  | 1939-40   | 25,350        | 15,900     | 2,745  | 43,995  |
| 1892-93   | ---           | ---        | ---   | 3,450  | 1940-41   | 28,200        | 24,600     | 3,180  | 55,980  |
| 1893-94   | ---           | ---        | ---   | 5,055  | 1941-42   | 26,800        | 19,200     | 2,650  | 48,650  |
| 1894-95   | ---           | ---        | ---   | 2,808  | 1942-43   | 36,650        | 27,300     | 4,925  | 68,875  |
| 1895-96   | ---           | ---        | ---   | 147    | 1943-44   | 45,500        | 31,000     | 4,490  | 80,990  |
| 1896-97   | ---           | ---        | ---   | 218    | 1944-45   | 42,230        | 22,300     | 4,670  | 69,200  |
| 1897-98   | ---           | ---        | ---   | 359    | 1945-46   | 49,000        | 32,000     | 5,200  | 86,200  |
| 1898-99   | ---           | ---        | ---   | 252    | 1946-47   | 52,080        | 26,400     | 4,790  | 83,270  |
| 1899-00   | ---           | ---        | ---   | 274    | 1947-48   | 57,530        | 29,300     | 4,440  | 91,270  |
| 1900-01   | ---           | ---        | ---   | 353    | 1948-49   | 57,380        | 30,200     | 5,520  | 93,100  |
| 1901-02   | ---           | ---        | ---   | 974    | 1949-50   | 57,790        | 24,200     | 5,970  | 87,960  |
| 1902-03   | ---           | ---        | ---   | 1,147  | 1950-51   | 66,200        | 33,200     | 5,980  | 105,380 |
| 1903-04   | ---           | ---        | ---   | 1,955  | 1951-52   | 76,900        | 33,000     | 6,060  | 115,960 |
| 1904-05   | ---           | ---        | ---   | 2,961  | 1952-53   | 70,500        | 32,500     | 6,920  | 109,920 |
| 1905-06   | ---           | ---        | ---   | 3,794  | 1953-54   | 89,100        | 40,700     | 7,070  | 136,870 |
| 1906-07   | ---           | ---        | ---   | 3,801  | 1954-55   | 85,900        | 34,800     | 7,998  | 138,698 |
| 1907-08   | ---           | ---        | ---   | 3,250  | 1955-56   | 88,200        | 38,300     | 7,935  | 134,435 |
| 1908-09   | ---           | ---        | ---   | 4,634  | 1956-57   | 90,300        | 37,400     | 8,020  | 135,720 |
| 1909-10   | 5,300         | 1,100      | ---   | 6,400  | 1957-58   | 81,000        | 31,100     | 4,300  | 116,400 |
| 1910-11   | 3,600         | 1,200      | ---   | 4,800  | 1958-59   | 83,000        | 35,200     | 7,800  | 126,000 |
| 1911-12   | 3,950         | 1,150      | ---   | 5,100  | 1959-60   | 87,600        | 30,500     | 7,470  | 125,570 |
| 1912-13   | 6,700         | 2,000      | ---   | 8,700  | 1960-61   | 82,700        | 31,600     | 9,940  | 124,240 |
| 1913-14   | 6,200         | 2,200      | ---   | 8,400  | 1961-62   | 108,800       | 34,800     | 10,210 | 153,810 |
| 1914-15   | 8,000         | 2,400      | ---   | 10,400 | 1962-63   | 72,500        | 30,000     | 5,250  | 107,750 |
| 1915-16   | 6,500         | 2,400      | ---   | 8,900  | 1963-64   | 54,900        | 26,300     | 8,620  | 89,820  |
| 1916-17   | 5,700         | 2,500      | ---   | 8,200  | 1964-65   | 82,400        | 31,900     | 9,350  | 123,650 |
| 1917-18   | 4,000         | 2,000      | ---   | 6,000  | 1965-66   | 95,900        | 34,900     | 10,190 | 140,990 |
| 1918-19   | 6,000         | 3,500      | ---   | 9,500  | 1966-67   | 139,500       | 43,600     | 11,895 | 194,995 |
| 1919-20   | 7,550         | 5,900      | 478   | 13,928 | 1967-68   | 100,500       | 32,900     | 10,880 | 144,280 |
| 1920-21   | 8,700         | 5,800      | 726   | 15,226 | 1968-69   | 129,700       | 39,900     | 12,470 | 182,070 |
| 1921-22   | 7,850         | 6,700      | 583   | 15,133 | 1969-70   | 137,700       | 37,400     | 13,915 | 189,015 |
| 1922-23   | 10,150        | 7,800      | 785   | 18,735 | 1970-71   | 142,300       | 42,900     | 14,450 | 199,650 |
| 1923-24   | 13,150        | 8,500      | 590   | 22,240 | 1971-72   | 137,000       | 47,000     | 16,480 | 200,480 |
| 1924-25   | 10,400        | 8,900      | 936   | 20,236 | 1972-73   | 169,700       | 45,400     | 15,450 | 230,550 |
| 1925-26   | 9,500         | 7,600      | 730   | 17,830 | 1973-74   | 165,800       | 48,100     | 16,350 | 230,250 |
| 1926-27   | 10,100        | 8,600      | 912   | 19,612 | 1974-75   | 173,300       | 44,600     | 17,830 | 235,730 |
| 1927-28   | 8,650         | 7,500      | 850   | 17,000 | 1975-76   | 181,200       | 49,100     | 19,180 | 249,480 |
| 1928-29   | 15,000        | 11,300     | 1,506 | 27,806 | 1976-77   | 186,800       | 51,500     | 16,200 | 254,500 |
| 1929-30   | 8,950         | 8,300      | 858   | 18,108 | 1977-78   | 167,800       | 51,400     | 16,270 | 235,470 |
| 1930-31   | 16,800        | 15,800     | 2,408 | 35,008 | 1978-79   | 164,000       | 50,000     | 16,190 | 230,190 |
| 1931-32   | 12,200        | 10,700     | 2,009 | 24,909 | 1979-80   | 206,700       | 54,800     | 22,050 | 283,550 |
| 1932-33   | 14,500        | 11,600     | 1,910 | 28,010 | 1980-81   | 172,400       | 50,300     | 15,880 | 238,580 |
| 1933-34   | 15,900        | 10,900     | 2,012 | 28,812 | 1981-82   | 125,800       | 48,100     | 15,310 | 189,210 |

Source: See page 46, data sources, item 2.

History of Florida's Citrus Industry

The citrus tree is a native of the Orient. From this area it was carried ever westward by man, to India, to the Mediterranean and on across the Atlantic. Citrus was brought to the Americas by Columbus. When he landed on November 22, 1493, he brought citrus seeds that were planted on the island of Haiti. The first seeds planted on the mainland of the Americas were brought by the expedition of Juan de Grijalva when he landed in Central America between July 12 and July 20, 1518. The exact date of the introduction of citrus trees into Florida is not known, but from a statement made by Pedro Medendez, dated April 2, 1579, it appears that citrus fruits were grown in abundance around St. Augustine at that time. Early settlers in Florida some two centuries later found wild citrus trees scattered over the state. One of the oldest, cultivated groves planted in Florida (Hume, 1926 p. 95) is thought to be the Don Phillippe grove in Pinellas County, planted some time between 1809 and 1820.

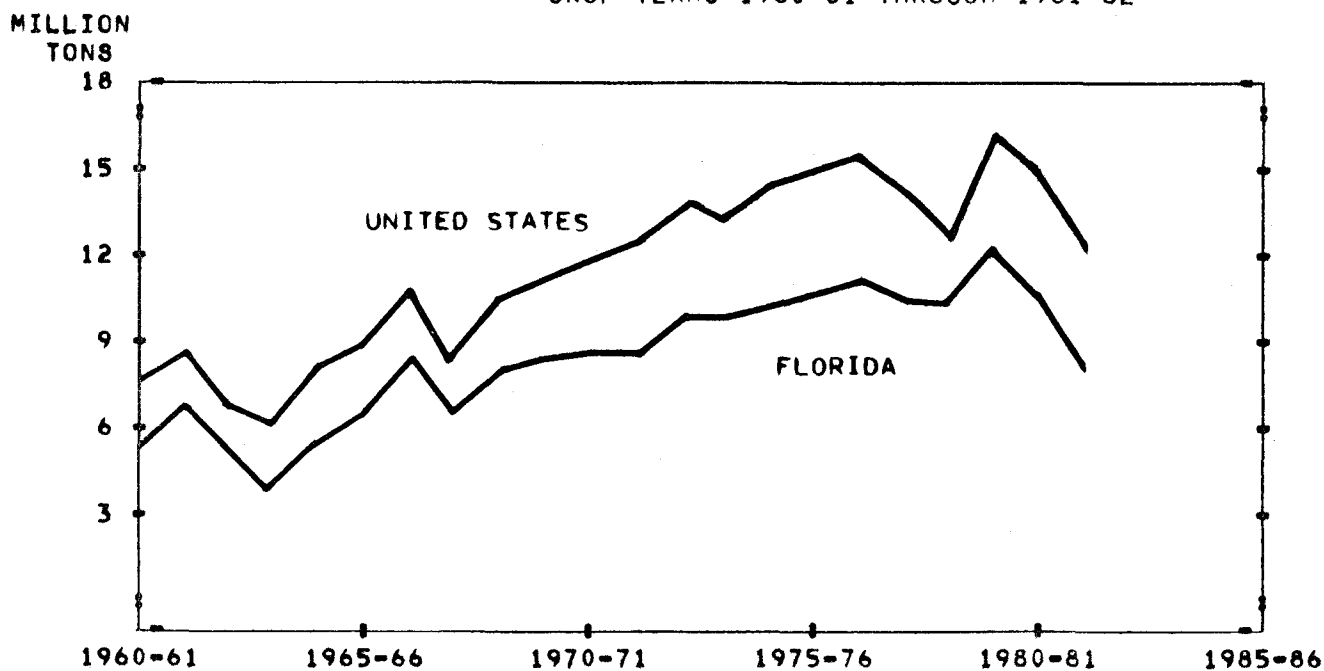
Citrus production in Florida had reached an all time high of more than 5 million boxes when the Great Freeze of 1894-95 almost totally wiped out the citrus industry. It was not until 1909-10 that this level was reached again. Since that time the volume steadily increased. As the decade of the seventies began, Florida's dominance of the Nation's citrus became even more apparent. In 1981-82, Florida had 68.1 percent of the Nation's production.

PRINCIPAL CITRUS FRUITS: BEARING ACREAGE AND PRODUCTION, BY STATES,  
CROP YEARS 1962-63 THROUGH 1981-82

| CROP YEAR | FLORIDA                      |                  | CALIFORNIA                   |                  | TEXAS                        |                  | ARIZONA                      |                  | UNITED STATES                |                  |
|-----------|------------------------------|------------------|------------------------------|------------------|------------------------------|------------------|------------------------------|------------------|------------------------------|------------------|
|           | BEARING ACREAGE: 1,000 ACRES | PROD: 1,000 TONS | BEARING ACREAGE: 1,000 ACRES | PROD: 1,000 TONS | BEARING ACREAGE: 1,000 ACRES | PROD: 1,000 TONS | BEARING ACREAGE: 1,000 ACRES | PROD: 1,000 TONS | BEARING ACREAGE: 1,000 ACRES | PROD: 1,000 TONS |
| 1962-63   | 497.0                        | 4,773            | 185.1                        | 1,625            | 71.0                         | 5                | 22.3                         | 147              | 775.4                        | 6,550            |
| 1963-64   | 507.3                        | 3,969            | 186.5                        | 1,974            | 62.9                         | 31               | 24.4                         | 252              | 781.4                        | 6,226            |
| 1964-65   | 557.1                        | 5,480            | 181.3                        | 1,802            | 62.8                         | 120              | 26.7                         | 231              | 830.3                        | 7,633            |
| 1965-66   | 607.5                        | 6,242            | 187.3                        | 2,044            | 64.8                         | 211              | 30.3                         | 271              | 889.9                        | 8,768            |
| 1966-67   | 653.0                        | 8,643            | 192.8                        | 2,139            | 68.6                         | 338              | 37.3                         | 316              | 951.7                        | 11,436           |
| 1967-68   | 706.1                        | 6,364            | 201.9                        | 1,406            | 72.6                         | 193              | 34.6                         | 367              | 1,015.2                      | 8,330            |
| 1968-69   | 746.1                        | 8,008            | 213.5                        | 2,316            | 80.8                         | 471              | 34.2                         | 421              | 1,074.6                      | 11,216           |
| 1969-70   | 817.1                        | 8,306            | 197.2                        | 2,130            | 75.9                         | 513              | 32.2                         | 399              | 1,122.4                      | 11,348           |
| 1970-71   | 849.4                        | 8,786            | 203.0                        | 2,100            | 79.0                         | 683              | 37.0                         | 350              | 1,168.5                      | 11,919           |
| 1971-72   | 824.2                        | 8,760            | 213.1                        | 2,371            | 80.1                         | 629              | 40.4                         | 403              | 1,157.8                      | 12,163           |
| 1972-73   | 820.2                        | 10,124           | 221.9                        | 2,498            | 70.0                         | 803              | 50.8                         | 469              | 1,162.9                      | 13,894           |
| 1973-74   | 817.3                        | 10,088           | 269.1                        | 2,285            | 67.5                         | 709              | 52.7                         | 330              | 1,206.6                      | 13,412           |
| 1974-75   | 812.7                        | 10,337           | 272.7                        | 3,191            | 64.1                         | 485              | 55.6                         | 573              | 1,205.1                      | 14,586           |
| 1975-76   | 796.2                        | 10,943           | 272.1                        | 2,842            | 64.1                         | 687              | 61.2                         | 316              | 1,193.6                      | 14,788           |
| 1976-77   | 794.9                        | 11,179           | 267.4                        | 2,816            | 63.9                         | 789              | 58.5                         | 458              | 1,184.7                      | 15,242           |
| 1977-78   | 774.5                        | 10,349           | 261.1                        | 2,695            | 63.9                         | 736              | 58.3                         | 475              | 1,157.8                      | 14,255           |
| 1978-79   | 766.1                        | 10,101           | 265.7                        | 2,189            | 68.0                         | 632              | 52.7                         | 407              | 1,152.5                      | 13,329           |
| 1979-80   | 758.4                        | 12,418           | 266.4                        | 3,208            | 68.0                         | 487              | 50.2                         | 371              | 1,143.0                      | 16,484           |
| 1980-81   | 753.8                        | 10,470           | 265.1                        | 3,703            | 67.1                         | 452              | 47.6                         | 480              | 1,133.6                      | 15,105           |
| 1981-82   | 749.7                        | 8,250            | 262.8                        | 2,597            | 67.1                         | 808              | 43.7                         | 458              | 1,123.3                      | 12,113           |

1/ DOES NOT INCLUDE LEMONS, HONEY TANGERINES OR K-EARLY CITRUS FRUIT.  
2/ YEARS BEFORE 1965-66 INCLUDE SOME DATA FOR OTHER STATES.

PRINCIPAL CITRUS FRUITS: PRODUCTION FOR UNITED STATES AND FLORIDA,  
CROP YEARS 1960-61 THROUGH 1981-82

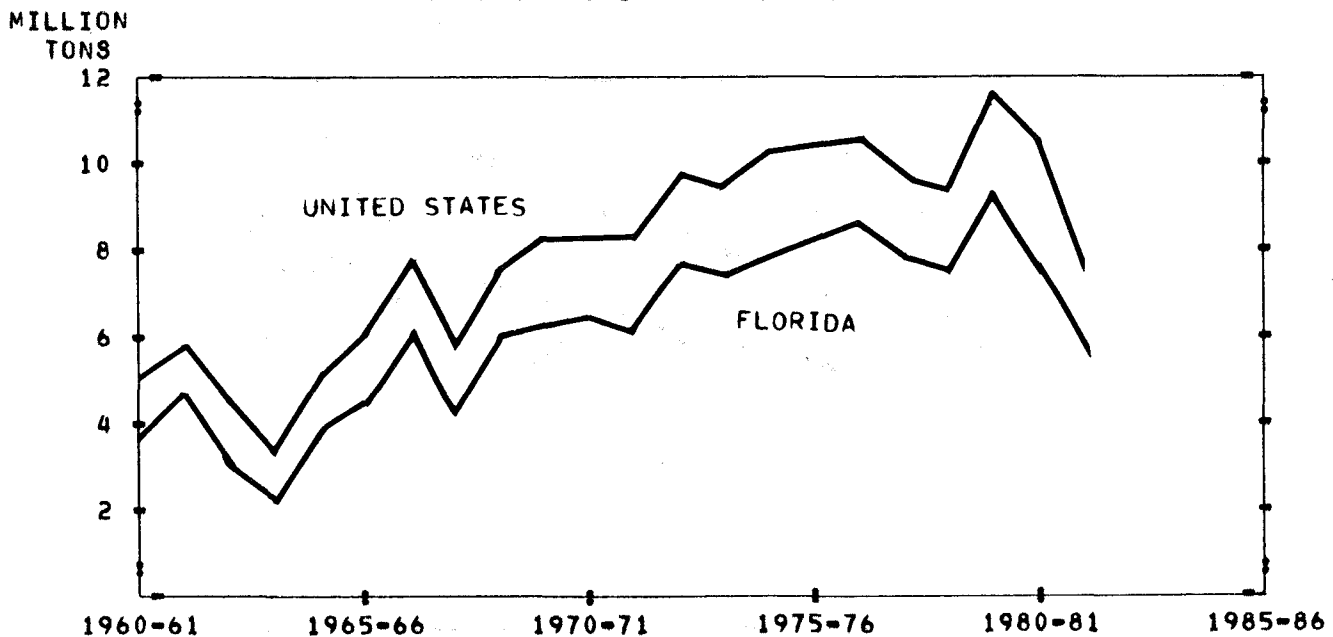


ORANGES: BEARING ACREAGE AND PRODUCTION, BY STATES,  
CROP YEARS 1962-63 THROUGH 1981-82

| CROP YEAR | FLORIDA         |            | CALIFORNIA      |            | TEXAS           |            | ARIZONA         |            | UNITED STATES   |            |
|-----------|-----------------|------------|-----------------|------------|-----------------|------------|-----------------|------------|-----------------|------------|
|           | BEARING ACREAGE | PROD       | BEARING ACREAGE | PROD       | BEARING ACREAGE | PROD       | BEARING ACREAGE | PROD       | BEARING ACREAGE | PROD       |
|           | 1,000 ACRES     | 1,000 TONS | 1,000 ACRES     | 1,000 TONS | 1,000 ACRES     | 1,000 TONS | 1,000 ACRES     | 1,000 TONS | 1,000 ACRES     | 1,000 TONS |
| 1962-63   | 370.0           | 3,262      | 127.9           | 1,061      | 35.0            | 2          | 9.8             | 59         | 543.7           | 4,385      |
| 1963-64   | 388.0           | 2,469      | 127.7           | 1,168      | 26.0            | 11         | 11.7            | 83         | 554.6           | 3,732      |
| 1964-65   | 435.0           | 3,708      | 122.4           | 1,151      | 26.0            | 40         | 13.8            | 91         | 598.4           | 4,990      |
| 1965-66   | 472.0           | 4,316      | 125.7           | 1,346      | 27.0            | 59         | 16.8            | 91         | 641.5           | 5,812      |
| 1966-67   | 522.0           | 6,276      | 130.4           | 1,380      | 29.0            | 122        | 23.5            | 147        | 704.9           | 7,925      |
| 1967-68   | 557.6           | 4,524      | 139.9           | 718        | 31.0            | 81         | 19.3            | 117        | 747.8           | 5,440      |
| 1968-69   | 595.6           | 5,836      | 150.5           | 1,661      | 35.0            | 203        | 19.3            | 202        | 800.4           | 7,902      |
| 1969-70   | 636.1           | 6,197      | 160.2           | 1,463      | 35.0            | 189        | 15.5            | 174        | 846.8           | 8,023      |
| 1970-71   | 660.5           | 6,402      | 167.9           | 1,406      | 40.5            | 263        | 18.1            | 134        | 887.0           | 8,205      |
| 1971-72   | 624.2           | 6,165      | 180.4           | 1,627      | 42.5            | 261        | 19.5            | 184        | 866.6           | 8,237      |
| 1972-73   | 619.6           | 7,636      | 188.8           | 1,579      | 35.0            | 332        | 24.5            | 190        | 867.9           | 9,737      |
| 1973-74   | 614.6           | 7,461      | 196.0           | 1,516      | 32.5            | 281        | 24.4            | 128        | 867.5           | 9,386      |
| 1974-75   | 610.4           | 7,799      | 196.9           | 2,063      | 30.9            | 193        | 24.1            | 186        | 862.3           | 10,241     |
| 1975-76   | 596.4           | 8,154      | 197.7           | 1,980      | 30.9            | 259        | 23.0            | 100        | 848.0           | 10,493     |
| 1976-77   | 594.3           | 8,406      | 192.5           | 1,699      | 28.2            | 293        | 21.0            | 148        | 836.0           | 10,546     |
| 1977-78   | 579.0           | 7,551      | 187.4           | 1,599      | 28.2            | 260        | 20.6            | 136        | 815.2           | 9,546      |
| 1978-79   | 571.5           | 7,380      | 187.0           | 1,399      | 27.8            | 272        | 16.8            | 109        | 803.1           | 9,160      |
| 1979-80   | 576.6           | 9,302      | 184.8           | 2,228      | 27.8            | 171        | 16.2            | 131        | 805.4           | 11,832     |
| 1980-81   | 573.4           | 7,758      | 182.8           | 2,447      | 25.3            | 184        | 15.7            | 98         | 797.2           | 10,487     |
| 1981-82   | 569.5           | 5,661      | 179.4           | 1,613      | 25.3            | 252        | 13.2            | 114        | 787.4           | 7,640      |

1/ YEARS BEFORE 1965-66 INCLUDE SOME DATA FOR OTHER STATES.

ORANGES: PRODUCTION FOR UNITED STATES AND FLORIDA,  
CROP YEARS 1960-61 THROUGH 1981-82

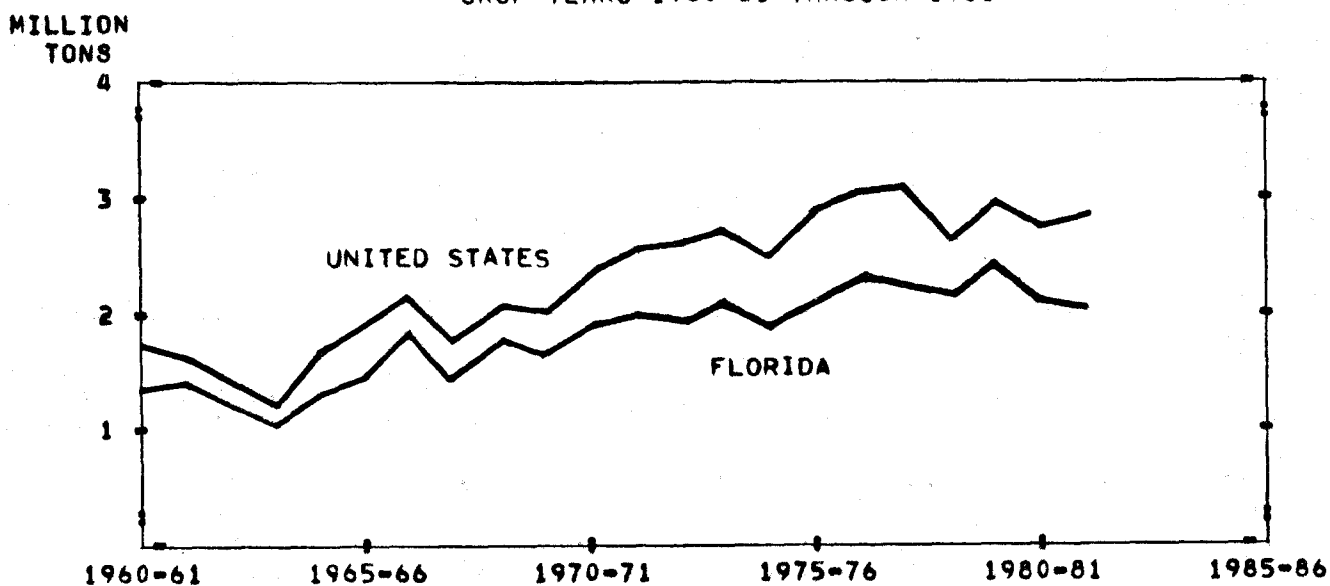




GRAPEFRUIT: BEARING ACREAGE AND PRODUCTION, BY STATES,  
CROP YEARS 1962-63 THROUGH 1981-82

| CROP YEAR | FLORIDA         |            | TEXAS           |            | CALIFORNIA      |            | ARIZONA         |            | UNITED STATES   |            |
|-----------|-----------------|------------|-----------------|------------|-----------------|------------|-----------------|------------|-----------------|------------|
|           | BEARING ACREAGE | PROD       | BEARING ACREAGE | PROD       | BEARING ACREAGE | PROD       | BEARING ACREAGE | PROD       | BEARING ACREAGE | PROD       |
|           | 1,000 ACRES     | 1,000 TONS | 1,000 ACRES     | 1,000 TONS | 1,000 ACRES     | 1,000 TONS | 1,000 ACRES     | 1,000 TONS | 1,000 ACRES     | 1,000 TONS |
| 1962-63   | 88.0            | 1,275      | 35.0            | 3          | 10.9            | 82         | 6.0             | 69         | 139.9           | 1,429      |
| 1963-64   | 83.0            | 1,117      | 36.0            | 20         | 11.9            | 137        | 6.0             | 103        | 136.9           | 1,377      |
| 1964-65   | 84.0            | 1,356      | 36.0            | 80         | 12.3            | 138        | 6.1             | 93         | 138.4           | 1,667      |
| 1965-66   | 85.8            | 1,483      | 37.0            | 152        | 12.6            | 161        | 6.7             | 98         | 142.1           | 1,894      |
| 1966-67   | 87.0            | 1,854      | 39.0            | 216        | 12.8            | 162        | 6.9             | 54         | 145.7           | 2,286      |
| 1967-68   | 87.5            | 1,399      | 41.0            | 112        | 12.8            | 150        | 7.6             | 120        | 148.9           | 1,781      |
| 1968-69   | 90.3            | 1,697      | 45.0            | 268        | 12.7            | 164        | 4.9             | 80         | 152.9           | 2,209      |
| 1969-70   | 98.7            | 1,590      | 40.0            | 324        | 12.8            | 171        | 6.1             | 101        | 157.6           | 2,186      |
| 1970-71   | 107.2           | 1,824      | 37.6            | 404        | 12.1            | 164        | 6.3             | 81         | 163.2           | 2,473      |
| 1971-72   | 112.6           | 1,999      | 35.0            | 368        | 12.6            | 179        | 6.4             | 81         | 166.6           | 2,627      |
| 1972-73   | 114.6           | 1,930      | 35.0            | 472        | 13.1            | 189        | 8.0             | 85         | 170.7           | 2,676      |
| 1973-74   | 115.8           | 2,044      | 35.0            | 428        | 14.3            | 154        | 8.2             | 66         | 173.3           | 2,692      |
| 1974-75   | 115.4           | 1,897      | 33.1            | 292        | 15.8            | 226        | 9.3             | 89         | 173.6           | 2,504      |
| 1975-76   | 117.9           | 2,088      | 33.1            | 428        | 16.4            | 234        | 9.6             | 100        | 177.0           | 2,850      |
| 1976-77   | 119.3           | 2,190      | 35.1            | 496        | 16.6            | 250        | 10.2            | 96         | 181.2           | 3,032      |
| 1977-78   | 120.3           | 2,184      | 35.1            | 476        | 17.2            | 274        | 9.8             | 96         | 182.4           | 3,030      |
| 1978-79   | 124.6           | 2,125      | 39.8            | 360        | 19.7            | 200        | 10.8            | 72         | 194.9           | 2,757      |
| 1979-80   | 126.4           | 2,329      | 39.8            | 316        | 21.5            | 245        | 10.4            | 96         | 198.1           | 2,986      |
| 1980-81   | 125.6           | 2,138      | 41.5            | 268        | 21.8            | 263        | 8.4             | 90         | 197.3           | 2,759      |
| 1981-82   | 126.8           | 2,045      | 41.5            | 556        | 22.0            | 215        | 8.1             | 77         | 198.4           | 2,893      |

GRAPEFRUIT: PRODUCTION FOR UNITED STATES AND FLORIDA,  
CROP YEARS 1960-61 THROUGH 1981-82



FLORIDA CITRUS: ACREAGE, YIELD, PRODUCTION, UTILIZATION, SEASON AVERAGE  
PRICE AND VALUE FOR CROP YEARS 1962-63 THROUGH 1981-82 1/

| CROP<br>YEAR              | BEARING<br>ACREAGE | YIELD<br>PER<br>ACRE | UTILIZATION OF PRODUCTION |        |           | ON-TREE<br>PRICE PER<br>BOX | VALUE OF<br>PRODUCTION |
|---------------------------|--------------------|----------------------|---------------------------|--------|-----------|-----------------------------|------------------------|
|                           |                    |                      | TOTAL                     | FRESH  | PROCESSED |                             |                        |
|                           | 1,000<br>ACRES     | BOXES                | 1,000 BOXES               |        |           | DOLLARS                     | 1,000<br>DOLLARS       |
| ALL ROUND ORANGES         |                    |                      |                           |        |           |                             |                        |
| 1962-63                   | 370.0              | 196                  | 72,500                    | 11,427 | 61,073    | 2.71                        | 196,116                |
| 1963-64                   | 388.0              | 141                  | 54,900                    | 11,939 | 42,961    | 4.44                        | 243,935                |
| 1964-65                   | 435.0              | 189                  | 82,400                    | 14,598 | 67,243    | 2.43                        | 200,276                |
| 1965-66                   | 472.0              | 203                  | 95,900                    | 15,382 | 80,518    | 1.62                        | 155,625                |
| 1966-67                   | 522.0              | 267                  | 139,500                   | 17,876 | 121,624   | .94                         | 130,526                |
| 1967-68                   | 557.6              | 180                  | 100,500                   | 17,096 | 83,404    | 2.07                        | 207,432                |
| 1968-69                   | 595.6              | 218                  | 129,700                   | 13,304 | 116,396   | 1.68                        | 218,660                |
| 1969-70                   | 636.1              | 216                  | 137,700                   | 13,263 | 124,437   | 1.14                        | 156,876                |
| 1970-71                   | 660.5              | 215                  | 142,300                   | 13,962 | 128,338   | 1.46                        | 208,146                |
| 1971-72                   | 624.2              | 219                  | 137,000                   | 11,233 | 125,767   | 2.04                        | 280,317                |
| 1972-73                   | 619.6              | 274                  | 169,700                   | 12,223 | 157,477   | 1.56                        | 265,361                |
| 1973-74                   | 614.6              | 270                  | 165,800                   | 11,090 | 154,710   | 1.47                        | 244,691                |
| 1974-75                   | 610.4              | 284                  | 173,300                   | 13,393 | 159,907   | 1.62                        | 280,350                |
| 1975-76                   | 596.4              | 304                  | 181,200                   | 11,730 | 169,470   | 1.77                        | 321,449                |
| 1976-77                   | 594.3              | 314                  | 186,800                   | 8,878  | 177,922   | 2.17                        | 405,982                |
| 1977-78                   | 579.0              | 290                  | 167,800                   | 9,966  | 157,834   | 4.14                        | 693,677                |
| 1978-79                   | 571.5              | 287                  | 164,000                   | 11,701 | 152,299   | 4.66                        | 764,961                |
| 1979-80                   | 576.6              | 358                  | 206,700                   | 10,990 | 195,710   | 3.72                        | 768,877                |
| 1980-81                   | 573.4              | 301                  | 172,400                   | 8,276  | 164,124   | 4.04                        | 697,231                |
| 1981-82                   | 569.5              | 221                  | 125,800                   | 7,620  | 118,180   | 4.84                        | 608,349                |
| EARLY & MIDSEASON ORANGES |                    |                      |                           |        |           |                             |                        |
| 1962-63                   | 173.0              | 251                  | 43,500                    | 7,785  | 35,715    | 2.17                        | 94,290                 |
| 1963-64                   | 183.0              | 133                  | 24,400                    | 6,191  | 18,209    | 4.43                        | 108,100                |
| 1964-65                   | 211.0              | 202                  | 42,600                    | 7,788  | 34,812    | 2.57                        | 109,464                |
| 1965-66                   | 232.0              | 203                  | 47,000                    | 9,179  | 37,821    | 1.44                        | 67,886                 |
| 1966-67                   | 261.0              | 280                  | 73,200                    | 10,071 | 63,129    | .81                         | 58,963                 |
| 1967-68                   | 283.7              | 181                  | 51,400                    | 9,391  | 42,009    | 1.86                        | 95,357                 |
| 1968-69                   | 306.8              | 227                  | 69,700                    | 7,867  | 61,833    | 1.56                        | 108,922                |
| 1969-70                   | 332.3              | 219                  | 72,900                    | 7,491  | 65,409    | 1.15                        | 83,691                 |
| 1970-71                   | 348.3              | 236                  | 82,100                    | 8,198  | 73,902    | 1.10                        | 90,141                 |
| 1971-72                   | 323.2              | 213                  | 68,800                    | 6,024  | 62,776    | 1.98                        | 136,107                |
| 1972-73                   | 320.3              | 281                  | 90,000                    | 6,681  | 83,319    | 1.43                        | 128,873                |
| 1973-74                   | 316.3              | 291                  | 92,100                    | 6,110  | 85,990    | 1.38                        | 127,438                |
| 1974-75                   | 314.8              | 307                  | 96,600                    | 7,402  | 89,198    | 1.46                        | 140,792                |
| 1975-76                   | 308.4              | 320                  | 98,800                    | 6,485  | 92,315    | 1.69                        | 166,911                |
| 1976-77                   | 306.9              | 375                  | 115,000                   | 6,131  | 108,869   | 1.89                        | 216,967                |
| 1977-78                   | 299.0              | 295                  | 88,300                    | 5,750  | 82,550    | 3.90                        | 344,268                |
| 1978-79                   | 295.5              | 308                  | 91,000                    | 6,325  | 84,675    | 4.44                        | 403,767                |
| 1979-80                   | 298.9              | 394                  | 117,900                   | 6,476  | 111,424   | 3.59                        | 423,324                |
| 1980-81                   | 297.2              | 355                  | 105,600                   | 5,788  | 99,812    | 3.67                        | 387,714                |
| 1981-82                   | 295.2              | 251                  | 74,000                    | 4,929  | 69,071    | 4.64                        | 343,254                |

1/ 1981-82 PRELIMINARY.

FLORIDA CITRUS: ACREAGE, YIELD, PRODUCTION, UTILIZATION, SEASON AVERAGE  
PRICE AND VALUE FOR CROP YEARS 1962-63 THROUGH 1981-82 1/

| CROP YEAR               | BEARING ACREAGE<br>1,000 ACRES | YIELD PER ACRE<br>BOXES | UTILIZATION OF PRODUCTION |       |           | ON-TREE PRICE PER BOX<br>DOLLARS | VALUE OF PRODUCTION<br>1,000 DOLLARS |
|-------------------------|--------------------------------|-------------------------|---------------------------|-------|-----------|----------------------------------|--------------------------------------|
|                         |                                |                         | TOTAL<br>1,000 BOXES      | FRESH | PROCESSED |                                  |                                      |
| LATE (VALENCIA) ORANGES |                                |                         |                           |       |           |                                  |                                      |
| 1962-63                 | 197.0                          | 147                     | 29,000                    | 3,642 | 25,358    | 3.50                             | 101,826                              |
| 1963-64                 | 205.0                          | 149                     | 30,500                    | 5,748 | 24,752    | 4.45                             | 135,835                              |
| 1964-65                 | 224.0                          | 178                     | 39,800                    | 6,810 | 32,990    | 2.28                             | 90,812                               |
| 1965-66                 | 240.0                          | 204                     | 48,900                    | 6,203 | 42,697    | 1.79                             | 87,739                               |
| 1966-67                 | 261.0                          | 254                     | 66,300                    | 7,805 | 58,495    | 1.80                             | 71,563                               |
| 1967-68                 | 273.9                          | 179                     | 49,100                    | 7,705 | 41,395    | 2.28                             | 112,075                              |
| 1968-69                 | 288.8                          | 208                     | 60,000                    | 5,437 | 54,563    | 1.83                             | 109,738                              |
| 1969-70                 | 303.8                          | 213                     | 64,800                    | 5,772 | 59,028    | 1.13                             | 73,185                               |
| 1970-71                 | 312.2                          | 193                     | 60,200                    | 5,764 | 54,436    | 1.91                             | 118,025                              |
| 1971-72                 | 301.0                          | 227                     | 68,200                    | 5,209 | 62,991    | 2.11                             | 144,210                              |
| 1972-73                 | 299.3                          | 266                     | 79,700                    | 5,542 | 74,158    | 1.71                             | 136,488                              |
| 1973-74                 | 298.3                          | 247                     | 73,700                    | 4,980 | 68,720    | 1.59                             | 117,253                              |
| 1974-75                 | 295.6                          | 259                     | 76,700                    | 5,991 | 70,709    | 1.82                             | 139,558                              |
| 1975-76                 | 288.0                          | 286                     | 82,400                    | 5,245 | 77,155    | 1.88                             | 154,538                              |
| 1976-77                 | 287.4                          | 250                     | 71,800                    | 2,747 | 69,053    | 2.63                             | 189,015                              |
| 1977-78                 | 280.0                          | 284                     | 79,500                    | 4,216 | 75,284    | 4.40                             | 349,409                              |
| 1978-79                 | 276.0                          | 264                     | 73,000                    | 5,376 | 67,624    | 4.95                             | 361,194                              |
| 1979-80                 | 277.7                          | 320                     | 88,800                    | 4,514 | 84,286    | 3.89                             | 345,553                              |
| 1980-81                 | 276.2                          | 226                     | 66,800                    | 2,488 | 64,312    | 4.63                             | 309,517                              |
| 1981-82                 | 274.2                          | 189                     | 51,800                    | 2,691 | 49,109    | 5.12                             | 265,095                              |
| LIMES                   |                                |                         |                           |       |           |                                  |                                      |
| 1962-63                 | 3.0                            | 133                     | 400                       | 236   | 164       | 3.09                             | 1,245                                |
| 1963-64                 | 3.4                            | 132                     | 450                       | 237   | 213       | 3.59                             | 1,624                                |
| 1964-65                 | 3.5                            | 160                     | 560                       | 300   | 260       | 2.86                             | 1,601                                |
| 1965-66                 | 3.3                            | 126                     | 415                       | 275   | 140       | 4.06                             | 1,687                                |
| 1966-67                 | 3.4                            | 124                     | 420                       | 273   | 147       | 4.84                             | 2,032                                |
| 1967-68                 | 3.6                            | 200                     | 720                       | 343   | 377       | 2.89                             | 2,082                                |
| 1968-69                 | 3.8                            | 184                     | 700                       | 380   | 320       | 2.91                             | 2,040                                |
| 1969-70                 | 3.9                            | 186                     | 725                       | 374   | 351       | 4.11                             | 2,983                                |
| 1970-71                 | 4.3                            | 205                     | 880                       | 395   | 485       | 3.10                             | 2,725                                |
| 1971-72                 | 4.5                            | 244                     | 1,100                     | 474   | 626       | 3.89                             | 4,279                                |
| 1972-73                 | 4.5                            | 244                     | 1,100                     | 517   | 583       | 4.25                             | 4,670                                |
| 1973-74                 | 4.4                            | 239                     | 1,050                     | 479   | 571       | 5.10                             | 5,351                                |
| 1974-75                 | 4.4                            | 250                     | 1,100                     | 493   | 607       | 5.35                             | 5,889                                |
| 1975-76                 | 4.4                            | 245                     | 1,080                     | 586   | 494       | 6.70                             | 7,235                                |
| 1976-77                 | 4.5                            | 222                     | 1,000                     | 514   | 486       | 8.60                             | 8,596                                |
| 1977-78                 | 3.8                            | 121                     | 460                       | 340   | 120       | 15.72                            | 7,229                                |
| 1978-79                 | 4.1                            | 176                     | 720                       | 481   | 239       | 12.44                            | 8,948                                |
| 1979-80                 | 4.7                            | 234                     | 1,100                     | 622   | 478       | 8.18                             | 8,996                                |
| 1980-81                 | 5.3                            | 226                     | 1,200                     | 697   | 503       | 6.58                             | 7,891                                |
| 1981-82                 | 6.2                            | 210                     | 1,300                     | 625   | 675       | 7.88                             | 10,239                               |

1/ 1981-82 PRELIMINARY.

FLORIDA CITRUS: ACREAGE, YIELD, PRODUCTION, UTILIZATION, SEASON AVERAGE  
PRICE AND VALUE FOR CROP YEARS 1962-63 THROUGH 1981-82 1/

| CROP<br>YEAR     | BEARING<br>ACREAGE | YIELD<br>PER<br>ACRE | UTILIZATION OF PRODUCTION |             |           | ON-TREE<br>PRICE PER<br>BOX | VALUE OF<br>PRODUCTION |
|------------------|--------------------|----------------------|---------------------------|-------------|-----------|-----------------------------|------------------------|
|                  |                    |                      | TOTAL                     | FRESH       | PROCESSED |                             |                        |
|                  | 1,000<br>ACRES     | BOXES                |                           | 1,000 BOXES |           | DOLLARS                     | 1,000<br>DOLLARS       |
| ALL GRAPEFRUIT   |                    |                      |                           |             |           |                             |                        |
| 1962-63          | 88.0               | 341                  | 30,000                    | 14,038      | 15,962    | 1.24                        | 37,146                 |
| 1963-64          | 83.0               | 317                  | 26,300                    | 14,719      | 11,581    | 2.24                        | 59,147                 |
| 1964-65          | 84.0               | 380                  | 31,900                    | 15,846      | 16,054    | 1.47                        | 46,892                 |
| 1965-66          | 85.8               | 407                  | 34,900                    | 15,077      | 19,823    | 1.36                        | 47,471                 |
| 1966-67          | 87.0               | 501                  | 43,600                    | 17,281      | 26,319    | .74                         | 32,393                 |
| 1967-68          | 87.5               | 376                  | 32,900                    | 14,702      | 18,198    | 2.01                        | 66,317                 |
| 1968-69          | 90.3               | 442                  | 39,900                    | 14,067      | 25,833    | .98                         | 39,011                 |
| 1969-70          | 98.7               | 379                  | 37,400                    | 14,262      | 23,138    | 1.70                        | 63,526                 |
| 1970-71          | 107.2              | 400                  | 42,900                    | 14,960      | 27,940    | 1.91                        | 81,514                 |
| 1971-72          | 112.6              | 417                  | 47,000                    | 17,039      | 29,961    | 2.32                        | 108,991                |
| 1972-73          | 114.6              | 396                  | 45,400                    | 17,046      | 28,354    | 2.08                        | 94,635                 |
| 1973-74          | 115.8              | 415                  | 48,100                    | 18,731      | 29,369    | 1.66                        | 79,879                 |
| 1974-75          | 115.4              | 389 <sup>386</sup>   | 44,600                    | 18,797      | 25,806    | 1.72                        | 76,367                 |
| 1975-76          | 117.9              | 416                  | 49,100                    | 20,369      | 28,731    | 1.47                        | 72,155                 |
| 1976-77          | 119.3              | 432                  | 51,500                    | 16,393      | 35,107    | 1.58                        | 81,116                 |
| 1977-78          | 120.3              | 427                  | 51,400                    | 18,038      | 33,362    | 1.64                        | 84,438                 |
| 1978-79          | 124.6              | 401                  | 50,000                    | 19,790      | 30,210    | 2.41                        | 120,128                |
| 1979-80          | 126.4              | 434                  | 54,800                    | 19,501      | 35,299    | 3.31                        | 181,208                |
| 1980-81          | 125.6              | 400                  | 50,300                    | 17,167      | 33,133    | 3.60                        | 181,155                |
| 1981-82          | 126.8              | 379                  | 48,100                    | 16,800      | 31,300    | 2.42                        | 116,455                |
| SEEDY GRAPEFRUIT |                    |                      |                           |             |           |                             |                        |
| 1962-63          | 27.0               | 370                  | 10,000                    | 2,004       | 7,996     | .74                         | 7,403                  |
| 1963-64          | 26.0               | 254                  | 6,600                     | 1,003       | 5,597     | 1.91                        | 12,636                 |
| 1964-65          | 26.0               | 392                  | 10,200                    | 1,720       | 8,480     | 1.13                        | 11,501                 |
| 1965-66          | 25.8               | 434                  | 11,200                    | 1,210       | 9,990     | 1.09                        | 12,198                 |
| 1966-67          | 26.0               | 519                  | 13,500                    | 1,323       | 12,177    | .60                         | 8,118                  |
| 1967-68          | 25.3               | 364                  | 9,200                     | 856         | 8,344     | 1.48                        | 13,601                 |
| 1968-69          | 25.1               | 486                  | 12,200                    | 812         | 11,388    | .81                         | 9,897                  |
| 1969-70          | 25.1               | 378                  | 9,500                     | 559         | 8,941     | 1.42                        | 13,485                 |
| 1970-71          | 25.2               | 468                  | 11,800                    | 479         | 11,321    | 1.68                        | 19,781                 |
| 1971-72          | 24.5               | 445                  | 10,900                    | 285         | 10,615    | 2.01                        | 21,931                 |
| 1972-73          | 24.3               | 420                  | 10,200                    | 281         | 9,919     | 1.63                        | 16,672                 |
| 1973-74          | 23.6               | 424                  | 10,000                    | 138         | 9,862     | 1.31                        | 13,117                 |
| 1974-75          | 23.3               | 309                  | 7,200                     | 147         | 7,053     | .87                         | 6,270                  |
| 1975-76          | 22.6               | 345                  | 7,800                     | 109         | 7,691     | .85                         | 6,668                  |
| 1976-77          | 22.5               | 404                  | 9,100                     | 64          | 9,036     | 1.20                        | 10,920                 |
| 1977-78          | 21.0               | 400                  | 8,400                     | 85          | 8,315     | 1.45                        | 12,180                 |
| 1978-79          | 21.3               | 343                  | 7,300                     | 71          | 7,229     | 1.84                        | 13,432                 |
| 1979-80          | 20.0               | 395                  | 7,900                     | 106         | 7,794     | 3.04                        | 24,016                 |
| 1980-81          | 19.6               | 372                  | 7,300                     | 69          | 7,231     | 2.92                        | 21,316                 |
| 1981-82          | 19.0               | 316                  | 6,000                     | 81          | 7,919     | 1.69                        | 10,140                 |

1/ 1981-82 PRELIMINARY.

FLORIDA CITRUS: ACREAGE, YIELD, PRODUCTION, UTILIZATION, SEASON AVERAGE  
PRICE AND VALUE FOR CROP YEARS 1962-63 THROUGH 1981-82 1/

| CROP<br>YEAR              | BEARING<br>ACREAGE | YIELD<br>PER<br>ACRE | UTILIZATION OF PRODUCTION |        |           | ON-TREE<br>PRICE PER<br>BOX | VALUE OF<br>PRODUCTION |
|---------------------------|--------------------|----------------------|---------------------------|--------|-----------|-----------------------------|------------------------|
|                           |                    |                      | TOTAL                     | FRESH  | PROCESSED |                             |                        |
|                           | 1,000<br>ACRES     | BOXES                | 1,000 BOXES               |        |           | DOLLARS                     | 1,000<br>DOLLARS       |
| WHITE SEEDLESS GRAPEFRUIT |                    |                      |                           |        |           |                             |                        |
| 1962-63                   | 34.5               | 362                  | 12,500                    | 5,983  | 6,517     | 1.29                        | 16,143                 |
| 1963-64                   | 32.5               | 372                  | 12,100                    | 7,582  | 4,518     | 2.24                        | 27,181                 |
| 1964-65                   | 33.5               | 388                  | 13,000                    | 7,547  | 5,453     | 1.51                        | 19,578                 |
| 1965-66                   | 35.3               | 408                  | 14,400                    | 6,963  | 7,437     | 1.39                        | 20,022                 |
| 1966-67                   | 36.2               | 514                  | 18,600                    | 7,954  | 10,646    | .73                         | 13,485                 |
| 1967-68                   | 37.5               | 381                  | 14,300                    | 6,936  | 7,364     | 2.05                        | 29,376                 |
| 1968-69                   | 40.3               | 422                  | 17,000                    | 6,611  | 10,389    | .98                         | 16,801                 |
| 1969-70                   | 47.2               | 375                  | 17,700                    | 7,016  | 10,684    | 1.72                        | 30,429                 |
| 1970-71                   | 54.0               | 374                  | 20,200                    | 7,452  | 12,748    | 1.89                        | 38,302                 |
| 1971-72                   | 59.0               | 403                  | 23,800                    | 8,938  | 14,862    | 2.27                        | 54,040                 |
| 1972-73                   | 60.3               | 390                  | 23,500                    | 9,507  | 13,993    | 2.06                        | 48,364                 |
| 1973-74                   | 61.3               | 423                  | 25,900                    | 10,748 | 15,152    | 1.58                        | 40,919                 |
| 1974-75                   | 61.1               | 424                  | 25,900                    | 11,008 | 14,892    | 1.55                        | 40,282                 |
| 1975-76                   | 63.3               | 447                  | 28,300                    | 11,315 | 16,985    | 1.29                        | 36,557                 |
| 1976-77                   | 63.6               | 470                  | 29,900                    | 9,805  | 20,095    | 1.49                        | 44,690                 |
| 1977-78                   | 64.2               | 447                  | 28,700                    | 9,026  | 19,674    | 1.47                        | 42,323                 |
| 1978-79                   | 66.0               | 445                  | 29,400                    | 10,179 | 19,221    | 2.21                        | 65,021                 |
| 1979-80                   | 66.9               | 465                  | 31,100                    | 8,900  | 22,200    | 3.12                        | 97,086                 |
| 1980-81                   | 66.6               | 426                  | 28,400                    | 8,195  | 20,205    | 3.46                        | 98,285                 |
| 1981-82                   | 66.2               | 412                  | 27,300                    | 8,329  | 18,971    | 2.26                        | 61,856                 |
| PINK SEEDLESS GRAPEFRUIT  |                    |                      |                           |        |           |                             |                        |
| 1962-63                   | 26.5               | 283                  | 7,500                     | 6,051  | 1,449     | 1.81                        | 13,600                 |
| 1963-64                   | 24.5               | 310                  | 7,600                     | 6,134  | 1,466     | 2.54                        | 19,330                 |
| 1964-65                   | 24.5               | 355                  | 8,700                     | 6,579  | 2,121     | 1.82                        | 15,813                 |
| 1965-66                   | 24.7               | 377                  | 9,300                     | 6,904  | 2,396     | 1.64                        | 15,251                 |
| 1966-67                   | 24.8               | 464                  | 11,500                    | 8,004  | 3,496     | .94                         | 10,790                 |
| 1967-68                   | 24.7               | 381                  | 9,400                     | 6,910  | 2,490     | 2.48                        | 23,340                 |
| 1968-69                   | 24.9               | 430                  | 10,700                    | 6,644  | 4,056     | 1.15                        | 12,313                 |
| 1969-70                   | 26.4               | 386                  | 10,200                    | 6,687  | 3,513     | 1.92                        | 19,612                 |
| 1970-71                   | 28.0               | 389                  | 10,900                    | 7,029  | 3,871     | 2.15                        | 23,431                 |
| 1971-72                   | 29.1               | 423                  | 12,300                    | 7,816  | 4,484     | 2.69                        | 32,020                 |
| 1972-73                   | 30.0               | 390                  | 11,700                    | 7,258  | 4,442     | 2.53                        | 29,599                 |
| 1973-74                   | 30.9               | 395                  | 12,200                    | 7,845  | 4,355     | 2.12                        | 25,843                 |
| 1974-75                   | 31.0               | 371                  | 11,500                    | 7,642  | 3,858     | 2.59                        | 29,815                 |
| 1975-76                   | 32.0               | 406                  | 13,000                    | 8,945  | 4,055     | 2.23                        | 28,930                 |
| 1976-77                   | 33.2               | 377                  | 12,500                    | 6,524  | 5,976     | 2.04                        | 25,506                 |
| 1977-78                   | 35.1               | 407                  | 14,300                    | 8,927  | 5,373     | 2.09                        | 29,935                 |
| 1978-79                   | 37.3               | 357                  | 13,300                    | 9,540  | 3,760     | 3.13                        | 41,675                 |
| 1979-80                   | 39.5               | 400                  | 15,800                    | 10,495 | 5,305     | 3.80                        | 60,106                 |
| 1980-81                   | 39.4               | 371                  | 14,600                    | 8,903  | 5,697     | 4.22                        | 61,554                 |
| 1981-82                   | 41.6               | 356                  | 14,800                    | 8,390  | 6,410     | 3.00                        | 44,459                 |

1/ 1981-82 PRELIMINARY.

FLORIDA CITRUS: ACREAGE, YIELD, PRODUCTION, UTILIZATION, SEASON AVERAGE  
PRICE AND VALUE FOR CROP YEARS 1962-63 THROUGH 1981-82 1/

| CROP<br>YEAR | BEARING<br>ACREAGE | YIELD<br>PER<br>ACRE | UTILIZATION OF PRODUCTION |       |           | ON-TREE<br>PRICE PER<br>BOX | VALUE OF<br>PRODUCTION |
|--------------|--------------------|----------------------|---------------------------|-------|-----------|-----------------------------|------------------------|
|              |                    |                      | TOTAL                     | FRESH | PROCESSED |                             |                        |
|              | 1,000<br>ACRES     | BOXES                | 1,000                     | BOXES |           | DOLLARS                     | 1,000<br>DOLLARS       |
| TEMPLES      |                    |                      |                           |       |           |                             |                        |
| 1962-63      | 17.0               | 118                  | 2,000                     | 828   | 1,172     | 3.09                        | 6,245                  |
| 1963-64      | 16.0               | 213                  | 3,400                     | 1,526 | 1,874     | 4.45                        | 15,162                 |
| 1964-65      | 16.0               | 238                  | 3,800                     | 2,246 | 1,554     | 2.77                        | 10,599                 |
| 1965-66      | 17.0               | 265                  | 4,500                     | 2,490 | 2,010     | 1.80                        | 8,106                  |
| 1966-67      | 18.0               | 278                  | 5,000                     | 3,002 | 1,998     | .88                         | 4,403                  |
| 1967-68      | 18.3               | 246                  | 4,500                     | 2,801 | 1,699     | 2.79                        | 12,541                 |
| 1968-69      | 19.7               | 228                  | 4,500                     | 2,103 | 2,397     | 2.22                        | 9,992                  |
| 1969-70      | 21.8               | 239                  | 5,200                     | 2,823 | 2,377     | 1.47                        | 7,631                  |
| 1970-71      | 23.0               | 217                  | 5,000                     | 2,232 | 2,768     | 1.91                        | 9,529                  |
| 1971-72      | 22.4               | 237                  | 5,300                     | 1,783 | 3,517     | 1.95                        | 10,358                 |
| 1972-73      | 22.3               | 229                  | 5,100                     | 2,445 | 2,655     | 1.95                        | 9,959                  |
| 1973-74      | 21.9               | 242                  | 5,300                     | 1,925 | 3,375     | 1.64                        | 8,669                  |
| 1974-75      | 21.9               | 242                  | 5,300                     | 1,908 | 3,392     | 1.68                        | 8,893                  |
| 1975-76      | 20.5               | 268                  | 5,500                     | 2,329 | 3,171     | 1.79                        | 9,870                  |
| 1976-77      | 20.3               | 187                  | 3,800                     | 1,184 | 2,616     | 2.16                        | 8,189                  |
| 1977-78      | 18.9               | 259                  | 4,900                     | 2,049 | 2,851     | 3.92                        | 19,226                 |
| 1978-79      | 18.3               | 257                  | 4,700                     | 2,135 | 2,565     | 4.89                        | 22,968                 |
| 1979-80      | 18.2               | 330                  | 6,000                     | 2,784 | 3,216     | 2.89                        | 17,356                 |
| 1980-81      | 17.7               | 203                  | 3,600                     | 1,107 | 2,493     | 4.21                        | 15,170                 |
| 1981-82      | 17.0               | 188                  | 3,200                     | 838   | 2,362     | 4.20                        | 13,438                 |
| TANGELOS     |                    |                      |                           |       |           |                             |                        |
| 1962-63      | 5.1                | 147                  | 750                       | 587   | 163       | 4.66                        | 3,502                  |
| 1963-64      | 4.9                | 184                  | 900                       | 679   | 221       | 4.83                        | 4,352                  |
| 1964-65      | 6.1                | 164                  | 1,000                     | 806   | 194       | 4.00                        | 4,004                  |
| 1965-66      | 7.0                | 171                  | 1,200                     | 979   | 221       | 2.85                        | 3,418                  |
| 1966-67      | 8.6                | 198                  | 1,700                     | 1,294 | 406       | 1.64                        | 2,789                  |
| 1967-68      | 10.6               | 160                  | 1,700                     | 1,415 | 285       | 3.22                        | 5,475                  |
| 1968-69      | 13.2               | 136                  | 1,800                     | 1,214 | 586       | 2.47                        | 4,450                  |
| 1969-70      | 18.1               | 138                  | 2,500                     | 1,397 | 1,103     | 1.13                        | 2,828                  |
| 1970-71      | 21.4               | 126                  | 2,700                     | 1,607 | 1,093     | 1.04                        | 2,816                  |
| 1971-72      | 20.0               | 180                  | 3,600                     | 1,718 | 1,882     | 1.69                        | 6,091                  |
| 1972-73      | 19.2               | 161                  | 3,100                     | 1,433 | 1,667     | 1.39                        | 4,320                  |
| 1973-74      | 18.8               | 197                  | 3,700                     | 1,596 | 2,104     | 1.25                        | 4,631                  |
| 1974-75      | 18.9               | 249                  | 4,700                     | 2,363 | 2,337     | 1.45                        | 6,833                  |
| 1975-76      | 18.6               | 296                  | 5,500                     | 2,245 | 3,255     | 1.42                        | 7,806                  |
| 1976-77      | 18.4               | 261                  | 4,800                     | 2,295 | 2,505     | 1.42                        | 6,814                  |
| 1977-78      | 17.9               | 274                  | 4,900                     | 1,987 | 2,913     | 3.29                        | 16,144                 |
| 1978-79      | 17.1               | 246                  | 4,200                     | 1,721 | 2,479     | 3.90                        | 16,360                 |
| 1979-80      | 17.3               | 370                  | 6,400                     | 1,807 | 4,593     | 2.87                        | 18,351                 |
| 1980-81      | 16.8               | 292                  | 4,900                     | 2,056 | 2,844     | 3.92                        | 19,226                 |
| 1981-82      | 16.2               | 315                  | 5,100                     | 1,780 | 3,320     | 3.70                        | 18,895                 |

1/ 1981-82 PRELIMINARY.

FLORIDA CITRUS: ACREAGE, YIELD, PRODUCTION, UTILIZATION, SEASON AVERAGE  
PRICE AND VALUE FOR CROP YEARS 1962-63 THROUGH 1981-82 1/

| CROP YEAR                   | BEARING ACREAGE | YIELD PER ACRE | UTILIZATION OF PRODUCTION |             |             | ON-TREE PRICE PER BOX | VALUE OF PRODUCTION |
|-----------------------------|-----------------|----------------|---------------------------|-------------|-------------|-----------------------|---------------------|
|                             |                 |                | TOTAL                     | FRESH       | PROCESSED   |                       |                     |
|                             | 1,000 ACRES     | BOXES          | 1,000 BOXES               | 1,000 BOXES | 1,000 BOXES | DOLLARS               | 1,000 DOLLARS       |
| <i>All Early TANGERINES</i> |                 |                |                           |             |             |                       |                     |
| 1962-63                     | 13.9            | 144            | 2,000                     | 1,600       | 400         | 3.02                  | 6,052               |
| 1963-64                     | 12.0            | 300            | 3,600                     | 2,467       | 1,133       | 3.18                  | 11,490              |
| 1964-65                     | 12.5            | 300            | 3,750                     | 2,581       | 1,169       | 2.68                  | 10,060              |
| 1965-66                     | 12.9            | 279            | 3,600                     | 2,732       | 868         | 2.14                  | 7,693               |
| 1966-67                     | 13.4            | 306            | 4,100                     | 3,032       | 1,068       | 1.06                  | 4,340               |
| 1967-68                     | 14.8            | 189            | 2,800                     | 2,134       | 666         | 4.29                  | 12,022              |
| 1968-69                     | 16.1            | 211            | 4500 3,400                | 2,327       | 1,073       | 2.55                  | 8,685               |
| 1969-70                     | 18.6            | 161            | 3980 3,000                | 2,383       | 617         | 2.23                  | 6,697               |
| 1970-71                     | 20.0            | 185            | 4500 3,700                | 2,661       | 1,039       | 1.88                  | 6,970               |
| 1971-72                     | 19.3            | 166            | 4800 3,200                | 2,228       | 972         | 2.97                  | 9,497               |
| 1972-73                     | 19.4            | 155            | 3900 3,000                | 2,018       | 982         | 2.37                  | 7,123               |
| 1973-74                     | 19.1            | 147            | 4300 2,800                | 2,055       | 745         | 2.82                  | 7,885               |
| 1974-75                     | 19.4            | 160            | 4750 3,100                | 2,211       | 889         | 3.05                  | 9,463               |
| 1975-76                     | 18.0            | 189            | 5450 3,400                | 2,362       | 1,038       | 3.02                  | 10,251              |
| 1976-77                     | 17.9            | 184            | 4650 3,300                | 2,317       | 983         | 3.29                  | 10,855              |
| 1977-78                     | 16.5            | 194            | 5070 3,200                | 1,901       | 1,299       | 4.79                  | 15,339              |
| 1978-79                     | 15.9            | 220            | 5270 3,500                | 1,891       | 1,609       | 4.99                  | 17,465              |
| 1979-80                     | 15.2            | 257            | 6700 3,900                | 2,339       | 1,561       | 4.25                  | 16,594              |
| 1980-81                     | 15.0            | 200            | 4100 3,000                | 1,905       | 1,095       | 5.45                  | 16,361              |
| 1981-82                     | 14.0            | 179            | 2,500                     | 1,591       | 909         | 6.15                  | 15,380              |
| HONEY TANGERINES            |                 |                |                           |             |             |                       |                     |
| 1962-63                     | 2.3             | 43             | 100                       | 42          | 58          | 3.76                  | 377                 |
| 1963-64                     | 2.8             | 96             | 270                       | 161         | 109         | 5.10                  | 1,377               |
| 1964-65                     | 4.2             | 57             | 240                       | 169         | 71          | 4.35                  | 1,044               |
| 1965-66                     | 5.1             | 93             | 475                       | 283         | 192         | 2.96                  | 1,408               |
| 1966-67                     | 6.3             | 107            | 675                       | 440         | 235         | 2.36                  | 1,592               |
| 1967-68                     | 7.3             | 75             | 550                       | 392         | 158         | 4.00                  | 2,201               |
| 1968-69                     | 8.1             | 136            | 1,100                     | 388         | 712         | 2.32                  | 2,556               |
| 1969-70                     | 9.2             | 107            | 980                       | 471         | 509         | 1.96                  | 1,916               |
| 1970-71                     | 10.1            | 96             | 970                       | 339         | 631         | 2.26                  | 2,188               |
| 1971-72                     | 9.4             | 170            | 1,600                     | 719         | 881         | 2.35                  | 3,766               |
| 1972-73                     | 9.5             | 95             | 900                       | 547         | 353         | 3.74                  | 3,362               |
| 1973-74                     | 9.2             | 163            | 1,500                     | 767         | 733         | 2.77                  | 4,156               |
| 1974-75                     | 9.1             | 181            | 1,650                     | 1,014       | 636         | 3.28                  | 5,420               |
| 1975-76                     | 8.7             | 236            | 2,050                     | 1,322       | 728         | 3.61                  | 7,390               |
| 1976-77                     | 8.5             | 159            | 1,350                     | 343         | 1,007       | 3.23                  | 4,356               |
| 1977-78                     | 8.4             | 223            | 1,870                     | 854         | 1,016       | 5.50                  | 10,281              |
| 1978-79                     | 8.0             | 221            | 1,770                     | 1,008       | 762         | 6.63                  | 11,740              |
| 1979-80                     | 8.2             | 341            | 2,800                     | 1,469       | 1,331       | 5.48                  | 15,342              |
| 1980-81                     | 8.0             | 138            | 1,100                     | 273         | 827         | 4.66                  | 5,128               |
| 1981-82                     | 7.8             | 205            | 1,600                     | 326         | 1,274       | 5.28                  | 8,453               |

1/ 1981-82 PRELIMINARY.

**CITRUS FRUITS: UTILIZATION, SEASON AVERAGE ON-TREE PRICE, AND VALUE BY TYPES, BY STATES, CROP YEARS 1976-77 THROUGH 1981-82 1/**

| CROP YEAR | UTILIZATION OF PRODUCTION: |       |       | PRICE PER BOX : |       |       | VALUE OF PRODUCTION |       |       |
|-----------|----------------------------|-------|-------|-----------------|-------|-------|---------------------|-------|-------|
|           | FRESH                      | PROC. | TOTAL | FRESH           | PROC. | TOTAL | FRESH               | PROC. | TOTAL |
|           | 1,000 BOXES                |       |       | DOLLARS PER BOX |       |       | 1,000 DOLLARS       |       |       |

**UNITED STATES ORANGES**

|         |        |         |         |      |      |      |         |         |         |
|---------|--------|---------|---------|------|------|------|---------|---------|---------|
| 1976-77 | 47,168 | 195,782 | 242,950 | 3.29 | 1.96 | 2.21 | 155,243 | 383,324 | 538,567 |
| 1977-78 | 44,571 | 175,549 | 220,120 | 5.98 | 3.76 | 4.21 | 266,697 | 659,307 | 926,004 |
| 1978-79 | 40,241 | 170,359 | 210,600 | 6.69 | 4.23 | 4.70 | 269,176 | 721,193 | 990,369 |
| 1979-80 | 54,750 | 218,880 | 273,630 | 3.82 | 3.33 | 3.42 | 208,828 | 727,797 | 936,625 |
| 1980-81 | 50,436 | 194,144 | 244,580 | 5.39 | 3.30 | 3.75 | 272,097 | 645,475 | 917,572 |
| 1981-82 | 46,660 | 131,130 | 177,790 | 7.88 | 4.29 | 5.24 | 367,805 | 562,519 | 930,324 |

**FLORIDA ORANGES**

|         |        |         |         |      |      |      |        |         |         |
|---------|--------|---------|---------|------|------|------|--------|---------|---------|
| 1976-77 | 8,878  | 177,922 | 186,800 | 2.20 | 2.17 | 2.17 | 19,593 | 386,389 | 405,982 |
| 1977-78 | 9,966  | 157,834 | 167,800 | 4.85 | 4.09 | 4.14 | 48,373 | 645,304 | 693,677 |
| 1978-79 | 11,701 | 152,299 | 164,000 | 5.36 | 4.61 | 4.66 | 62,727 | 702,234 | 764,961 |
| 1979-80 | 10,990 | 195,710 | 206,700 | 4.16 | 3.70 | 3.72 | 45,720 | 723,157 | 768,877 |
| 1980-81 | 8,276  | 164,124 | 172,400 | 5.79 | 3.96 | 4.04 | 47,927 | 649,304 | 697,231 |
| 1981-82 | 7,620  | 118,180 | 125,800 | 6.51 | 4.73 | 4.84 | 49,621 | 558,728 | 608,349 |

**CALIFORNIA ORANGES**

|         |        |        |        |      |      |      |         |        |         |
|---------|--------|--------|--------|------|------|------|---------|--------|---------|
| 1976-77 | 32,570 | 12,730 | 45,300 | 3.76 | -.66 | 2.52 | 122,480 | -8,379 | 114,101 |
| 1977-78 | 28,800 | 13,800 | 42,600 | 6.72 | .25  | 4.63 | 193,592 | 3,450  | 197,042 |
| 1978-79 | 24,800 | 12,500 | 37,300 | 7.55 | .36  | 5.14 | 187,346 | 4,475  | 191,821 |
| 1979-80 | 39,480 | 19,920 | 59,400 | 3.74 | -.10 | 2.45 | 147,608 | -1,996 | 145,612 |
| 1980-81 | 37,630 | 27,620 | 65,250 | 5.46 | -.28 | 3.03 | 205,507 | -7,710 | 197,797 |
| 1981-82 | 33,600 | 9,400  | 43,000 | 8.70 | -.53 | 6.68 | 292,224 | -4,976 | 287,248 |

**TEXAS ORANGES**

|         |       |       |       |      |      |      |        |        |        |
|---------|-------|-------|-------|------|------|------|--------|--------|--------|
| 1976-77 | 3,410 | 3,490 | 6,900 | 2.06 | 1.72 | 1.89 | 7,025  | 6,003  | 13,028 |
| 1977-78 | 3,170 | 2,930 | 6,100 | 3.33 | 3.41 | 3.37 | 10,556 | 9,991  | 20,547 |
| 1978-79 | 2,100 | 4,300 | 6,400 | 3.88 | 3.09 | 3.35 | 8,148  | 13,287 | 21,435 |
| 1979-80 | 2,080 | 1,950 | 4,030 | 4.67 | 3.29 | 4.00 | 9,714  | 6,415  | 16,129 |
| 1980-81 | 2,850 | 1,480 | 4,330 | 4.13 | 3.07 | 3.76 | 11,758 | 4,537  | 16,295 |
| 1981-82 | 3,320 | 2,620 | 5,940 | 4.01 | 3.28 | 3.69 | 13,320 | 8,595  | 21,915 |

**ARIZONA ORANGES**

|         |       |       |       |      |      |      |        |       |        |
|---------|-------|-------|-------|------|------|------|--------|-------|--------|
| 1976-77 | 2,310 | 1,640 | 3,950 | 2.66 | -.42 | 1.38 | 6,145  | - 689 | 5,456  |
| 1977-78 | 2,635 | 985   | 3,620 | 5.38 | .57  | 4.07 | 14,176 | 562   | 14,738 |
| 1978-79 | 1,640 | 1,260 | 2,900 | 6.68 | .95  | 4.19 | 10,955 | 1,197 | 12,152 |
| 1979-80 | 2,200 | 1,300 | 3,500 | 2.63 | .17  | 1.71 | 5,786  | 221   | 6,007  |
| 1980-81 | 1,680 | 920   | 2,600 | 4.11 | -.71 | 2.41 | 6,905  | - 656 | 6,249  |
| 1981-82 | 2,120 | 930   | 3,050 | 5.96 | .18  | 4.20 | 12,640 | 172   | 12,812 |

1/ 1981-82 PRELIMINARY.



CITRUS FRUITS: UTILIZATION, SEASON AVERAGE ON-TREE PRICE, AND VALUE BY  
TYPES, BY STATES, CROP YEARS 1976-77 THROUGH 1981-82 1/

| CROP<br>YEAR | UTILIZATION OF PRODUCTION: |       |       | PRICE PER BOX : |       |       | VALUE OF PRODUCTION |       |       |
|--------------|----------------------------|-------|-------|-----------------|-------|-------|---------------------|-------|-------|
|              | FRESH                      | PROC. | TOTAL | FRESH           | PROC. | TOTAL | FRESH               | PROC. | TOTAL |
|              | 1,000 BOXES                |       |       | DOLLARS PER BOX |       |       | 1,000 DOLLARS       |       |       |

FLORIDA EARLY AND MIDSEASON ORANGES

|         |       |         |         |      |      |      |        |         |         |
|---------|-------|---------|---------|------|------|------|--------|---------|---------|
| 1976-77 | 6,131 | 108,869 | 115,000 | 1.65 | 1.90 | 1.89 | 10,116 | 206,851 | 216,967 |
| 1977-78 | 5,750 | 82,550  | 88,300  | 4.60 | 3.85 | 3.90 | 26,450 | 317,818 | 344,268 |
| 1978-79 | 6,325 | 84,675  | 91,000  | 5.20 | 4.38 | 4.44 | 32,890 | 370,877 | 403,767 |
| 1979-80 | 6,476 | 111,424 | 117,900 | 4.46 | 3.54 | 3.59 | 28,883 | 394,441 | 423,324 |
| 1980-81 | 5,788 | 99,812  | 105,600 | 5.25 | 3.58 | 3.67 | 30,387 | 357,327 | 387,714 |
| 1981-82 | 4,929 | 69,071  | 74,000  | 6.30 | 4.52 | 4.64 | 31,053 | 312,201 | 343,254 |

FLORIDA LATE (VALENCIA) ORANGES

|         |       |        |        |      |      |      |        |         |         |
|---------|-------|--------|--------|------|------|------|--------|---------|---------|
| 1976-77 | 2,747 | 69,053 | 71,800 | 3.45 | 2.60 | 2.63 | 9,477  | 179,538 | 189,015 |
| 1977-78 | 4,216 | 75,284 | 79,500 | 5.20 | 4.35 | 4.40 | 21,923 | 327,486 | 349,409 |
| 1978-79 | 5,376 | 67,624 | 73,000 | 5.55 | 4.90 | 4.95 | 29,837 | 331,357 | 361,194 |
| 1979-80 | 4,514 | 84,286 | 88,800 | 3.73 | 3.90 | 3.89 | 16,837 | 328,716 | 345,553 |
| 1980-81 | 2,488 | 64,312 | 66,800 | 7.05 | 4.54 | 4.63 | 17,540 | 291,977 | 309,517 |
| 1981-82 | 2,691 | 49,109 | 51,800 | 6.90 | 5.02 | 5.12 | 18,568 | 246,527 | 265,095 |

CALIFORNIA NAVELS AND MISCELLANEOUS ORANGES

|         |        |        |        |      |       |      |         |         |         |
|---------|--------|--------|--------|------|-------|------|---------|---------|---------|
| 1976-77 | 19,270 | 6,330  | 25,600 | 3.54 | .98   | 2.42 | 68,216  | - 6,203 | 62,013  |
| 1977-78 | 15,200 | 4,800  | 20,000 | 6.50 | .80   | 4.75 | 98,800  | - 3,840 | 94,960  |
| 1978-79 | 14,300 | 6,500  | 20,800 | 8.02 | .29   | 5.42 | 114,686 | - 1,885 | 112,801 |
| 1979-80 | 21,700 | 10,900 | 32,600 | 4.00 | .39   | 2.53 | 86,800  | - 4,251 | 82,549  |
| 1980-81 | 24,430 | 14,320 | 38,750 | 4.90 | -1.30 | 2.61 | 119,707 | -18,616 | 101,091 |
| 1981-82 | 21,600 | 5,400  | 27,000 | 7.24 | -1.04 | 5.58 | 156,384 | - 5,616 | 150,768 |

CALIFORNIA VALENCIA ORANGES

|         |        |        |        |       |      |      |         |        |         |
|---------|--------|--------|--------|-------|------|------|---------|--------|---------|
| 1976-77 | 13,300 | 6,400  | 19,700 | 4.08  | .34  | 2.64 | 54,264  | -2,176 | 52,088  |
| 1977-78 | 13,600 | 9,000  | 22,600 | 6.97  | .81  | 4.52 | 94,792  | 7,290  | 102,082 |
| 1978-79 | 10,500 | 6,000  | 16,500 | 6.92  | 1.06 | 4.79 | 72,660  | 6,360  | 79,020  |
| 1979-80 | 17,780 | 9,020  | 26,800 | 3.42  | .25  | 2.35 | 60,808  | 2,255  | 63,063  |
| 1980-81 | 13,200 | 13,300 | 26,500 | 6.50  | .82  | 3.65 | 85,800  | 10,906 | 96,706  |
| 1981-82 | 12,000 | 4,000  | 16,000 | 11.32 | .16  | 8.53 | 135,840 | 640    | 136,480 |

FLORIDA TEMPLES

|         |       |       |       |      |      |      |        |        |        |
|---------|-------|-------|-------|------|------|------|--------|--------|--------|
| 1976-77 | 1,184 | 2,616 | 3,800 | 3.05 | 1.75 | 2.16 | 3,611  | 4,578  | 8,189  |
| 1977-78 | 2,049 | 2,851 | 4,900 | 5.00 | 3.15 | 3.92 | 10,245 | 8,981  | 19,226 |
| 1978-79 | 2,135 | 2,565 | 4,700 | 5.70 | 4.21 | 4.89 | 12,169 | 10,799 | 22,968 |
| 1979-80 | 2,784 | 3,216 | 6,000 | 3.15 | 2.67 | 2.89 | 8,769  | 8,587  | 17,356 |
| 1980-81 | 1,107 | 2,493 | 3,600 | 6.70 | 3.11 | 4.21 | 7,417  | 7,753  | 15,170 |
| 1981-82 | 838   | 2,362 | 3,200 | 6.65 | 3.33 | 4.20 | 5,573  | 7,865  | 13,438 |

1/ 1981-82 PRELIMINARY.

CITRUS FRUITS: UTILIZATION, SEASON AVERAGE ON-TREE PRICE, AND VALUE BY  
TYPES, BY STATES, CROP YEARS 1976-77 THROUGH 1981-82 1/

| CROP<br>YEAR | UTILIZATION OF PRODUCTION: |       |       | PRICE PER BOX : |       |       | VALUE OF PRODUCTION |       |       |
|--------------|----------------------------|-------|-------|-----------------|-------|-------|---------------------|-------|-------|
|              | FRESH                      | PROC. | TOTAL | FRESH           | PROC. | TOTAL | FRESH               | PROC. | TOTAL |
|              | 1,000 BOXES                |       |       | DOLLARS PER BOX |       |       | 1,000 DOLLARS       |       |       |

UNITED STATES GRAPEFRUIT

|         |        |        |        |      |      |      |         |         |         |
|---------|--------|--------|--------|------|------|------|---------|---------|---------|
| 1976-77 | 28,558 | 46,042 | 74,600 | 2.47 | .88  | 1.49 | 70,477  | 40,799  | 111,276 |
| 1977-78 | 30,278 | 44,382 | 74,660 | 2.46 | .93  | 1.55 | 74,228  | 41,572  | 115,800 |
| 1978-79 | 28,530 | 38,850 | 67,380 | 3.53 | 1.48 | 2.35 | 100,470 | 57,453  | 157,923 |
| 1979-80 | 28,481 | 44,719 | 73,200 | 4.04 | 2.35 | 3.01 | 114,536 | 105,208 | 219,744 |
| 1980-81 | 27,907 | 39,953 | 67,860 | 5.15 | 2.36 | 3.50 | 143,221 | 94,341  | 237,562 |
| 1981-82 | 29,045 | 41,965 | 71,010 | 4.02 | 1.04 | 2.25 | 116,440 | 43,617  | 160,057 |

FLORIDA GRAPEFRUIT

|         |        |        |        |      |      |      |        |         |         |
|---------|--------|--------|--------|------|------|------|--------|---------|---------|
| 1976-77 | 16,393 | 35,107 | 51,500 | 2.60 | 1.10 | 1.58 | 42,382 | 38,734  | 81,116  |
| 1977-78 | 18,038 | 33,362 | 51,400 | 2.35 | 1.26 | 1.64 | 42,224 | 42,214  | 84,438  |
| 1978-79 | 19,790 | 30,210 | 50,000 | 3.23 | 1.87 | 2.41 | 63,596 | 56,532  | 120,128 |
| 1979-80 | 19,501 | 35,299 | 54,800 | 4.15 | 2.85 | 3.31 | 80,422 | 100,786 | 181,208 |
| 1980-81 | 17,167 | 33,133 | 50,300 | 5.25 | 2.76 | 3.60 | 89,695 | 91,460  | 181,155 |
| 1981-82 | 16,800 | 31,300 | 48,100 | 4.48 | 1.33 | 2.42 | 74,846 | 41,609  | 116,455 |

CALIFORNIA GRAPEFRUIT

|         |       |       |       |      |       |      |        |        |        |
|---------|-------|-------|-------|------|-------|------|--------|--------|--------|
| 1976-77 | 4,250 | 3,450 | 7,700 | 2.90 | .49   | 1.38 | 12,325 | -1,690 | 10,635 |
| 1977-78 | 4,440 | 3,920 | 8,360 | 4.80 | .66   | 2.24 | 21,312 | -2,596 | 18,716 |
| 1978-79 | 3,690 | 2,440 | 6,130 | 6.59 | .67   | 3.70 | 24,317 | -1,635 | 22,682 |
| 1979-80 | 3,460 | 4,040 | 7,500 | 4.50 | .48   | 1.82 | 15,570 | -1,939 | 13,631 |
| 1980-81 | 4,490 | 3,570 | 8,060 | 6.34 | .45   | 3.33 | 28,465 | -1,615 | 26,850 |
| 1981-82 | 3,905 | 2,705 | 6,610 | 4.56 | -1.19 | 2.21 | 17,804 | -3,226 | 14,578 |

TEXAS GRAPEFRUIT

|         |       |       |        |      |      |      |        |       |        |
|---------|-------|-------|--------|------|------|------|--------|-------|--------|
| 1976-77 | 6,480 | 5,920 | 12,400 | 1.88 | .74  | 1.34 | 12,182 | 4,381 | 16,563 |
| 1977-78 | 6,600 | 5,300 | 11,900 | 1.22 | .62  | .95  | 8,052  | 3,286 | 11,338 |
| 1978-79 | 4,000 | 5,000 | 9,000  | 2.00 | .66  | 1.26 | 8,000  | 3,300 | 11,300 |
| 1979-80 | 4,200 | 3,700 | 7,900  | 3.18 | 1.91 | 2.59 | 13,356 | 7,067 | 20,423 |
| 1980-81 | 4,650 | 2,050 | 6,700  | 3.70 | 2.31 | 3.27 | 17,205 | 4,736 | 21,941 |
| 1981-82 | 7,230 | 6,670 | 13,900 | 2.73 | .98  | 1.89 | 19,738 | 6,537 | 26,275 |

ARIZONA GRAPEFRUIT

|         |       |       |       |      |       |      |       |        |       |
|---------|-------|-------|-------|------|-------|------|-------|--------|-------|
| 1976-77 | 1,435 | 1,565 | 3,000 | 2.50 | .40   | .99  | 3,588 | - 626  | 2,962 |
| 1977-78 | 1,200 | 1,800 | 3,000 | 2.20 | .74   | .44  | 2,640 | -1,332 | 1,308 |
| 1978-79 | 1,050 | 1,200 | 2,250 | 4.34 | .62   | 1.69 | 4,557 | - 744  | 3,813 |
| 1979-80 | 1,320 | 1,680 | 3,000 | 3.93 | .42   | 1.49 | 5,188 | - 706  | 4,482 |
| 1980-81 | 1,600 | 1,200 | 2,800 | 4.91 | .20   | 2.72 | 7,856 | - 240  | 7,616 |
| 1981-82 | 1,110 | 1,290 | 2,400 | 3.65 | -1.01 | 1.15 | 4,052 | -1,303 | 2,749 |

1/ 1981-82 PRELIMINARY.

CITRUS FRUITS: UTILIZATION, SEASON AVERAGE ON-TREE PRICE, AND VALUE BY TYPES, BY STATES, CROP YEARS 1977-78 THROUGH 1981-82 1/

| CROP YEAR | UTILIZATION OF PRODUCTION: |       |       | PRICE PER BOX   |       |       | VALUE OF PRODUCTION |       |       |
|-----------|----------------------------|-------|-------|-----------------|-------|-------|---------------------|-------|-------|
|           | FRESH                      | PROC. | TOTAL | FRESH           | PROC. | TOTAL | FRESH               | PROC. | TOTAL |
|           | 1,000 BOXES                |       |       | DOLLARS PER BOX |       |       | 1,000 DOLLARS       |       |       |

FLORIDA TANGERINES

|         |       |       |       |      |      |      |        |       |        |
|---------|-------|-------|-------|------|------|------|--------|-------|--------|
| 1977-78 | 1,901 | 1,299 | 3,200 | 6.60 | 2.15 | 4.79 | 12,547 | 2,792 | 15,339 |
| 1978-79 | 1,891 | 1,609 | 3,500 | 6.70 | 2.98 | 4.99 | 12,670 | 4,795 | 17,465 |
| 1979-80 | 2,339 | 1,561 | 3,900 | 6.20 | 1.34 | 4.25 | 14,502 | 2,092 | 16,594 |
| 1980-81 | 1,905 | 1,095 | 3,000 | 7.60 | 1.72 | 5.45 | 14,478 | 1,883 | 16,361 |
| 1981-82 | 1,591 | 909   | 2,500 | 9.05 | 1.08 | 6.15 | 14,398 | 982   | 15,380 |

CALIFORNIA TANGERINES

|         |       |       |       |       |       |      |        |        |        |
|---------|-------|-------|-------|-------|-------|------|--------|--------|--------|
| 1977-78 | 820   | 580   | 1,400 | 8.85  | -.51  | 4.97 | 7,257  | - 296  | 6,961  |
| 1978-79 | 950   | 500   | 1,450 | 13.20 | -.40  | 8.51 | 12,540 | - 200  | 12,340 |
| 1979-80 | 785   | 865   | 1,650 | 5.30  | -1.62 | 1.67 | 4,161  | -1,401 | 2,760  |
| 1980-81 | 760   | 1,100 | 1,860 | 6.00  | -2.48 | .98  | 4,560  | -2,728 | 1,832  |
| 1981-82 | 1,120 | 610   | 1,730 | 9.10  | -1.30 | 5.43 | 10,192 | - 793  | 9,399  |

ARIZONA TANGERINES

|         |     |     |     |       |       |      |       |      |       |
|---------|-----|-----|-----|-------|-------|------|-------|------|-------|
| 1977-78 | 410 | 190 | 600 | 9.55  | -.50  | 6.37 | 3,915 | - 95 | 3,820 |
| 1978-79 | 250 | 200 | 450 | 11.00 | -.45  | 5.91 | 2,750 | - 90 | 2,660 |
| 1979-80 | 440 | 310 | 750 | 3.40  | -1.62 | 1.33 | 1,496 | -502 | 994   |
| 1980-81 | 400 | 300 | 700 | 7.10  | -2.38 | 3.04 | 2,840 | -714 | 2,126 |
| 1981-82 | 450 | 300 | 750 | 7.25  | -1.64 | 3.69 | 3,263 | -492 | 2,771 |

FLORIDA HONEY TANGERINES

|         |       |       |       |       |      |      |        |       |        |
|---------|-------|-------|-------|-------|------|------|--------|-------|--------|
| 1977-78 | 854   | 1,016 | 1,870 | 8.35  | 3.10 | 5.50 | 7,131  | 3,150 | 10,281 |
| 1978-79 | 1,008 | 762   | 1,770 | 8.85  | 3.70 | 6.63 | 8,921  | 2,819 | 11,740 |
| 1979-80 | 1,469 | 1,331 | 2,800 | 8.65  | 1.98 | 5.48 | 12,707 | 2,635 | 15,342 |
| 1980-81 | 273   | 827   | 1,100 | 12.30 | 2.14 | 4.66 | 3,358  | 1,770 | 5,128  |
| 1981-82 | 326   | 1,274 | 1,600 | 13.15 | 3.27 | 5.28 | 4,287  | 4,166 | 8,453  |

FLORIDA TANGELOS

|         |       |       |       |      |      |      |       |       |        |
|---------|-------|-------|-------|------|------|------|-------|-------|--------|
| 1977-78 | 1,987 | 2,913 | 4,900 | 3.80 | 2.95 | 3.29 | 7,551 | 8,593 | 16,144 |
| 1978-79 | 1,721 | 2,479 | 4,200 | 4.81 | 3.26 | 3.90 | 8,278 | 8,082 | 16,360 |
| 1979-80 | 1,807 | 4,593 | 6,400 | 4.64 | 2.17 | 2.87 | 8,384 | 9,967 | 18,351 |
| 1980-81 | 2,056 | 2,844 | 4,900 | 4.80 | 3.29 | 3.92 | 9,869 | 9,357 | 19,226 |
| 1981-82 | 1,780 | 3,320 | 5,100 | 5.15 | 2.93 | 3.70 | 9,167 | 9,728 | 18,895 |

FLORIDA K-EARLY CITRUS FRUIT

|         |     |     |     |      |      |      |       |      |       |
|---------|-----|-----|-----|------|------|------|-------|------|-------|
| 1977-78 | 437 | 113 | 550 | 2.50 | .50  | 2.09 | 1,093 | 56   | 1,149 |
| 1978-79 | 498 | 102 | 600 | 3.52 | 1.40 | 3.16 | 1,753 | 143  | 1,896 |
| 1979-80 | 434 | 166 | 600 | 5.15 | .17  | 3.77 | 2,235 | 28   | 2,263 |
| 1980-81 | 454 | 146 | 600 | 4.20 | .53  | 3.31 | 1,907 | 77   | 1,984 |
| 1981-82 | 304 | 96  | 400 | 6.85 | -.81 | 5.01 | 2,082 | - 77 | 2,005 |

1/ 1981-82 PRELIMINARY.

ACID FRUITS: UTILIZATION, SEASON AVERAGE ON-TREE PRICE, AND VALUE BY TYPES, BY STATES, CROP YEARS 1976-77 THROUGH 1981-82 1/

| CROP YEAR | UTILIZATION OF PRODUCTION: |       |       | PRICE PER BOX : |       |       | VALUE OF PRODUCTION |       |       |
|-----------|----------------------------|-------|-------|-----------------|-------|-------|---------------------|-------|-------|
|           | FRESH                      | PROC. | TOTAL | FRESH           | PROC. | TOTAL | FRESH               | PROC. | TOTAL |
|           | 1,000 BOXES                |       |       | DOLLARS PER BOX |       |       | 1,000 DOLLARS       |       |       |

FLORIDA LIMES

|         |     |     |       |       |       |       |        |        |        |
|---------|-----|-----|-------|-------|-------|-------|--------|--------|--------|
| 1976-77 | 514 | 486 | 1,000 | 17.15 | -.45  | 8.60  | 8,815  | - 219  | 8,596  |
| 1977-78 | 340 | 120 | 460   | 21.35 | -.25  | 15.72 | 7,259  | - 30   | 7,229  |
| 1978-79 | 481 | 239 | 720   | 19.00 | -.80  | 12.43 | 9,139  | - 191  | 8,948  |
| 1979-80 | 622 | 478 | 1,100 | 15.60 | -1.48 | 8.18  | 9,703  | - 707  | 8,996  |
| 1980-81 | 697 | 503 | 1,200 | 12.70 | -1.91 | 6.58  | 8,852  | - 961  | 7,891  |
| 1981-82 | 625 | 675 | 1,300 | 18.25 | -1.73 | 7.88  | 11,406 | -1,167 | 10,239 |

CALIFORNIA LEMONS

|         |        |        |        |      |       |      |        |         |        |
|---------|--------|--------|--------|------|-------|------|--------|---------|--------|
| 1976-77 | 11,000 | 10,000 | 21,000 | 4.20 | -.95  | 1.75 | 46,200 | - 9,500 | 36,700 |
| 1977-78 | 9,900  | 10,400 | 20,300 | 6.57 | -1.04 | 2.67 | 65,043 | -10,816 | 54,227 |
| 1978-79 | 9,170  | 4,930  | 14,100 | 9.43 | -1.00 | 5.78 | 86,473 | - 4,930 | 81,543 |
| 1979-80 | 9,120  | 8,580  | 17,700 | 9.00 | 1.02  | 5.13 | 82,080 | 8,752   | 90,832 |
| 1980-81 | 9,150  | 15,150 | 24,800 | 6.22 | -.33  | 2.14 | 56,914 | -5,000  | 51,914 |
| 1981-82 | 7,970  | 10,530 | 18,500 | 7.95 | -1.75 | 2.43 | 63,362 | -18,428 | 44,934 |

ARIZONA LEMONS

|         |       |       |       |      |       |      |        |        |        |
|---------|-------|-------|-------|------|-------|------|--------|--------|--------|
| 1976-77 | 2,090 | 2,910 | 5,000 | 4.35 | -.95  | 1.27 | 9,092  | -2,765 | 6,327  |
| 1977-78 | 2,300 | 3,500 | 5,800 | 4.30 | -1.36 | .88  | 9,890  | -4,760 | 5,130  |
| 1978-79 | 2,800 | 2,700 | 5,500 | 4.34 | -.98  | 1.73 | 12,152 | -2,646 | 9,506  |
| 1979-80 | 1,585 | 1,465 | 3,050 | 9.90 | -.04  | 5.13 | 15,692 | - 59   | 15,633 |
| 1980-81 | 2,240 | 4,760 | 7,000 | 4.30 | -.24  | 1.21 | 9,632  | -1,142 | 8,490  |
| 1981-82 | 2,580 | 3,720 | 6,300 | 6.93 | -1.14 | 2.16 | 17,880 | -4,241 | 13,639 |

1/ 1981-82 PRELIMINARY.

FLORIDA LEMONS: BEARING ACREAGE, PRODUCTION, AND SEASON AVERAGE ON-TREE PRICES FOR CROP YEARS 1974 THROUGH 1981

| SEASON: | TRUE LEMONS   |            |               | MEYER LEMONS  |            |               | ALL LEMONS    |            |               |               |
|---------|---------------|------------|---------------|---------------|------------|---------------|---------------|------------|---------------|---------------|
|         | BEARING ACRES | PROD BOXES | PRICE PER BOX | BEARING ACRES | PROD BOXES | PRICE PER BOX | BEARING ACRES | PROD BOXES | PRICE PER BOX | VALUE OF PROD |
| 1/      | ACRES         | BOXES      | DOLS          | ACRES         | BOXES      | DOLS          | ACRES         | BOXES      | DOLS          | DOLS          |
| 1974    | 6.0           | 1,150      | 2.50          | 1.6           | 530        | .70           | 7.6           | 1,680      | 1.92          | 3,231         |
| 1975    | 5.4           | 850        | 3.60          | 1.5           | 450        | 1.45          | 6.9           | 1,300      | 2.85          | 3,697         |
| 1976    | 5.6           | 900        | 2.45          | 1.4           | 470        | 1.30          | 7.0           | 1,370      | 2.05          | 2,808         |
| 1977    | 3.7           | 200        | 4.55          | 1.4           | 190        | 1.55          | 5.1           | 390        | 3.05          | 1,190         |
| 1978    | 3.5           | 370        | 5.25          | 1.4           | 330        | 1.60          | 4.9           | 700        | 3.50          | 2,450         |
| 1979    | 3.8           | 770        | 8.90          | 1.3           | 480        | 2.50          | 5.1           | 1,250      | 6.45          | 8,063         |
| 1980    | 3.8           | 850        | 7.90          | 1.3           | 630        | 3.95          | 5.1           | 1,480      | 6.20          | 9,204         |
| 1981    | 3.7           | 870        | 6.70          | 1.3           | 340        | 2.20          | 5.0           | 1,210      | 5.45          | 6,577         |

1/ FLORIDA LEMONS BLOOM AND HARVEST DURING THE CALENDAR YEAR.

FLORIDA CITRUS PRODUCTS: ANNUAL PACKS OF ORANGES AND ALL CITRUS FEEDS,  
1967-68 THROUGH 1981-82

| YEAR    | ORANGES            |             |               |             |              |                | ALL CITRUS      |            |          |
|---------|--------------------|-------------|---------------|-------------|--------------|----------------|-----------------|------------|----------|
|         | CONCENTRATED JUICE | BOXES USED  | CHILLED JUICE | BOXES USED  | CANNED JUICE | BOXES USED     | CANNED SECTIONS | FEED       | MOLASSES |
|         | 1,000 GALLONS      | 1,000 BOXES | 1,000 GALLONS | 1,000 BOXES | 1,000 CASES  | 1,000 1/ BOXES | 1,000 CASES 1/  | 1,000 TONS |          |
| 1967-68 | 83,697             | 61,965      | 90,013        | 16,016      | 9,817        | 5,884          | 17              | 420        | 52       |
| 1968-69 | 103,750            | 92,125      | 88,565        | 17,843      | 11,386       | 8,100          | 7               | 601        | 78       |
| 1969-70 | 124,947            | 100,739     | 100,883       | 18,640      | 11,223       | 7,066          | 19              | 604        | 68       |
| 1970-71 | 125,187            | 103,521     | 102,110       | 19,771      | 11,599       | 7,668          | 20              | 680        | 59       |
| 1971-72 | 134,229            | 104,399     | 108,756       | 19,522      | 10,800       | 6,485          | 8               | 658        | 47       |
| 1972-73 | 176,073            | 132,210     | 112,402       | 20,465      | 13,670       | 8,000          | 18              | 789        | 56       |
| 1973-74 | 171,846            | 132,469     | 112,775       | 20,405      | 10,885       | 6,594          | 17              | 742        | 61       |
| 1974-75 | 178,174            | 135,512     | 123,189       | 22,777      | 10,737       | 6,516          | 18              | 814        | 58       |
| 1975-76 | 186,265            | 144,526     | 132,940       | 23,992      | 10,635       | 6,308          | 26              | 857        | 33       |
| 1976-77 | 158,035            | 147,772     | 124,550       | 27,243      | 10,767       | 7,429          | 10              | 1,027      | 30       |
| 1977-78 | 161,204            | 130,929     | 134,369       | 25,379      | 11,654       | 7,210          | 16              | 897        | 24       |
| 1978-79 | 172,985            | 129,123     | 124,953       | 22,793      | 13,222       | 6,511          | 15              | 886        | 20       |
| 1979-80 | 231,210            | 173,229     | 134,782       | 24,430      | 13,869       | 6,656          | 18              | 1,091      | 36       |
| 1980-81 | 174,537            | 144,322     | 95,700        | 19,640      | 13,012       | 5,994          | 19              | 988        | 35       |
| 1981-82 | 133,294            | 104,355     | 84,597        | 16,293      | 11,503       | 4,058          | 14              | 722        | 23       |

FLORIDA CITRUS PRODUCTS: ANNUAL PACKS OF GRAPEFRUIT, TANGERINE, AND OTHER PRODUCTS, 1967-68 THROUGH 1981-82

| YEAR    | CONCENTRATED JUICE |             |            |            | CANNED PRODUCTS |           |         |        |     |
|---------|--------------------|-------------|------------|------------|-----------------|-----------|---------|--------|-----|
|         | GRAPEFRUIT         | TANGERINE   | BLENDED    | BOXES USED | GRAPEFRUIT      | TANGERINE | BLENDED | CITRUS |     |
|         | 1,000 GALS         | 1,000 BOXES | 1,000 GALS |            | 1,000 JUICE     | CASES 3/  |         |        |     |
| 1967-68 | 1,814              | 1,790       | 582        | 10         | 13,300          | 3,412     | 49      | 2,043  | 324 |
| 1968-69 | 5,920              | 6,501       | 1,051      | 36         | 15,445          | 3,396     | 92      | 2,295  | 292 |
| 1969-70 | 4,294              | 4,532       | 785        | 16         | 16,423          | 3,325     | 47      | 2,192  | 279 |
| 1970-71 | 6,870              | 6,729       | 1,090      | 18         | 19,110          | 3,300     | 35      | 2,186  | 214 |
| 1971-72 | 8,798              | 8,725       | 1,220      | 22         | 20,874          | 2,574     | 16      | 1,807  | 254 |
| 1972-73 | 8,658              | 8,212       | 1,072      | 3          | 19,059          | 2,687     | 24      | 1,898  | 131 |
| 1973-74 | 9,026              | 8,732       | 1,019      | 11         | 20,576          | 3,027     | 18      | 1,782  | 117 |
| 1974-75 | 7,847              | 7,779       | 1,147      | 4          | 15,951          | 2,236     | 12      | 1,493  | 206 |
| 1975-76 | 9,316              | 8,987       | 1,111      | 1          | 18,439          | 1,602     | 19      | 1,687  | 112 |
| 1976-77 | 1,258              | 3,013       | 926        | 18         | 18,809          | 1,722     | 35      | 1,308  | 84  |
| 1977-78 | 13,693             | 13,999      | 1,672      | 1          | 17,246          | 1,753     | 8       | 1,664  | 111 |
| 1978-79 | 14,243             | 13,274      | 1,367      | 3          | 16,764          | 1,823     | 19      | 1,255  | 76  |
| 1979-80 | 19,443             | 18,506      | 2,142      | 1          | 16,604          | 1,966     | 17      | 1,314  | 74  |
| 1980-81 | 20,763             | 19,490      | 1,175      | 3          | 14,231          | 1,671     | 9       | 984    | 79  |
| 1981-82 | 21,869             | 20,052      | 924        | 18         | 15,725          | 1,344     | 6       | 727    | 69  |

1/ 43.4 DEGREES BRIX. 2/ 42.0 DEGREES BRIX. 3/EQUIVALENT CASES OF 24 NO. 2 CANS.  
SOURCE: SEE PAGE 46, DATA SOURCES, ITEM 3.

FLORIDA GRAPEFRUIT: PRODUCTION BY TYPES, BY AREAS OF PRODUCTION,  
CROP YEARS 1972-73 THROUGH 1981-82

| CROP YEAR | WHITE SEEDLESS |           |        | PINK SEEDLESS |           |        | SEEDY  |           |        |
|-----------|----------------|-----------|--------|---------------|-----------|--------|--------|-----------|--------|
|           | STATE          | INDIAN:   |        | STATE         | INDIAN:   |        | STATE  | INDIAN:   |        |
|           |                | INTERIOR: | RIVER: |               | INTERIOR: | RIVER: |        | INTERIOR: | RIVER: |
|           | 1,000 BOXES    |           |        |               |           |        |        |           |        |
| 1972-73   | 23,500         | 12,500    | 11,000 | 11,700        | 6,500     | 5,200  | 10,200 | 9,900     | 300    |
| 1973-74   | 25,900         | 13,100    | 12,800 | 12,200        | 6,100     | 6,100  | 10,000 | 9,700     | 300    |
| 1974-75   | 25,900         | 12,500    | 13,400 | 11,500        | 6,000     | 5,500  | 7,200  | 6,950     | 250    |
| 1975-76   | 28,300         | 14,500    | 13,800 | 13,500        | 6,100     | 6,900  | 7,800  | 7,600     | 200    |
| 1976-77   | 29,900         | 15,900    | 14,000 | 12,500        | 5,900     | 6,600  | 9,100  | 8,900     | 200    |
| 1977-78   | 28,700         | 15,700    | 13,000 | 14,300        | 6,900     | 7,400  | 8,400  | 8,200     | 200    |
| 1978-79   | 29,400         | 17,200    | 12,200 | 13,300        | 6,000     | 7,300  | 7,300  | 7,100     | 200    |
| 1979-80   | 31,100         | 18,700    | 12,400 | 15,800        | 8,100     | 7,700  | 7,900  | 7,700     | 200    |
| 1980-81   | 28,400         | 16,000    | 12,400 | 14,600        | 6,700     | 7,900  | 7,300  | 7,100     | 200    |
| 1981-82   | 27,300         | 13,400    | 13,900 | 14,800        | 5,900     | 8,900  | 6,000  | 5,800     | 200    |

FLORIDA GRAPEFRUIT: SEASON AVERAGE ON-TREE PRICES PER BOX, BY UTILIZATION OF  
SALES AND AREA OF PRODUCTION, BY TYPES, CROP YEARS  
1976-77 THROUGH 1981-82 1/

| CROP YEAR<br>AND AREA | WHITE SEEDLESS |            |           | PINK SEEDLESS |            |           |
|-----------------------|----------------|------------|-----------|---------------|------------|-----------|
|                       | FRESH          | PROCESSING | ALL SALES | FRESH         | PROCESSING | ALL SALES |
| DOLLARS               |                |            |           |               |            |           |
| 1976-77               |                |            |           |               |            |           |
| INTERIOR              | 1.75           | 1.17       | 1.28      | 2.80          | .72        | 1.65      |
| INDIAN RIVER          | 2.35           | 1.16       | 1.73      | 3.55          | .72        | 2.39      |
| STATE AVERAGE         | 2.16           | 1.17       | 1.49      | 3.25          | .72        | 2.04      |
| 1977-78               |                |            |           |               |            |           |
| INTERIOR              | 1.50           | 1.35       | 1.38      | 2.30          | .75        | 1.71      |
| INDIAN RIVER          | 1.95           | 1.30       | 1.59      | 3.45          | .70        | 2.43      |
| STATE AVERAGE         | 1.79           | 1.33       | 1.47      | 2.92          | .72        | 2.09      |
| 1978-79               |                |            |           |               |            |           |
| INTERIOR              | 2.26           | 2.01       | 2.06      | 3.32          | 1.29       | 2.67      |
| INDIAN RIVER          | 2.81           | 1.93       | 2.42      | 4.26          | 1.30       | 3.52      |
| STATE AVERAGE         | 2.63           | 1.99       | 2.21      | 3.86          | 1.29       | 3.13      |
| 1979-80               |                |            |           |               |            |           |
| INTERIOR              | 3.13           | 2.94       | 2.97      | 3.93          | 2.26       | 3.12      |
| INDIAN RIVER          | 3.86           | 2.92       | 3.35      | 5.08          | 2.09       | 4.54      |
| STATE AVERAGE         | 3.60           | 2.93       | 3.12      | 4.61          | 2.21       | 3.80      |
| 1980-81               |                |            |           |               |            |           |
| INTERIOR              | 4.16           | 2.96       | 3.14      | 4.89          | 1.92       | 3.12      |
| INDIAN RIVER          | 4.95           | 2.94       | 3.88      | 6.10          | 1.70       | 5.16      |
| STATE AVERAGE         | 4.72           | 2.95       | 3.46      | 5.73          | 1.85       | 4.22      |
| 1981-82               |                |            |           |               |            |           |
| INTERIOR              | 3.46           | 1.55       | 1.99      | 4.44          | .59        | 2.68      |
| INDIAN RIVER          | 4.32           | 1.45       | 2.51      | 5.25          | .38        | 3.21      |
| STATE AVERAGE         | 4.01           | 1.50       | 2.26      | 4.94          | .47        | 3.00      |

1/ 1981-82 PRELIMINARY.

FLORIDA CITRUS: MONTHLY AND SEASON AVERAGE ON-TREE PRICE PER BOX  
FOR CROP YEARS 1977-78 THROUGH 1981-82 1/

| CROP YEAR | OCT | NOV | DEC | JAN | FEB | MAR | SEASON AVERAGE |
|-----------|-----|-----|-----|-----|-----|-----|----------------|
|-----------|-----|-----|-----|-----|-----|-----|----------------|

DOLLARS

EARLY AND MIDSEASON ORANGES

ALL METHODS OF SALE

|         |    |      |      |      |      |      |      |
|---------|----|------|------|------|------|------|------|
| 1977-78 | -- | 4.12 | 3.82 | 3.81 | 3.92 | 4.16 | 3.90 |
| 1978-79 | -- | 4.53 | 4.29 | 4.36 | 4.54 | 4.69 | 4.44 |
| 1979-80 | -- | 4.00 | 3.54 | 3.55 | 3.55 | 3.70 | 3.59 |
| 1980-81 | -- | 4.22 | 3.76 | 3.59 | 3.66 | --   | 3.67 |
| 1981-82 | -- | 4.67 | 4.58 | 4.50 | 4.90 | --   | 4.64 |

SALES FOR FRESH USE

|         |    |      |      |      |      |      |      |
|---------|----|------|------|------|------|------|------|
| 1977-78 | -- | 5.35 | 4.40 | 4.00 | 4.50 | 5.20 | 4.60 |
| 1978-79 | -- | 5.35 | 5.05 | 5.15 | 5.35 | 5.75 | 5.20 |
| 1979-80 | -- | 4.95 | 4.90 | 3.55 | 3.60 | 3.75 | 4.46 |
| 1980-81 | -- | 5.45 | 5.35 | 3.05 | 7.55 | --   | 5.25 |
| 1981-82 | -- | 5.70 | 6.90 | 4.70 | 7.50 | --   | 6.30 |

SALES FOR PROCESSING

|         |    |      |      |      |      |      |      |
|---------|----|------|------|------|------|------|------|
| 1977-78 | -- | 3.60 | 3.75 | 3.80 | 3.90 | 4.15 | 3.85 |
| 1978-79 | -- | 4.15 | 4.19 | 4.33 | 4.51 | 4.68 | 4.38 |
| 1979-80 | -- | 3.45 | 3.40 | 3.55 | 3.55 | 3.70 | 3.54 |
| 1980-81 | -- | 3.25 | 3.55 | 3.60 | 3.60 | --   | 3.58 |
| 1981-82 | -- | 3.30 | 4.10 | 4.50 | 4.85 | --   | 4.52 |

| CROP YEAR | FEB | MAR | APR | MAY | JUN | JUL | SEASON AVERAGE |
|-----------|-----|-----|-----|-----|-----|-----|----------------|
|-----------|-----|-----|-----|-----|-----|-----|----------------|

DOLLARS

LATE (VALENCIA) ORANGES

ALL METHODS OF SALE

|         |      |      |      |      |      |      |      |
|---------|------|------|------|------|------|------|------|
| 1977-78 | --   | 4.43 | 4.26 | 4.38 | 4.47 | 4.48 | 4.40 |
| 1978-79 | --   | 4.97 | 4.81 | 4.95 | 5.09 | --   | 4.95 |
| 1979-80 | --   | 3.71 | 3.82 | 3.94 | 3.97 | 3.99 | 3.89 |
| 1980-81 | --   | 4.19 | 4.44 | 4.96 | 4.83 | --   | 4.63 |
| 1981-82 | 4.59 | 4.42 | 4.86 | 5.55 | 6.02 | --   | 5.12 |

SALES FOR FRESH USE

|         |      |      |      |      |      |      |      |
|---------|------|------|------|------|------|------|------|
| 1977-78 | --   | 5.20 | 5.10 | 5.10 | 5.40 | 5.60 | 5.20 |
| 1978-79 | --   | 5.75 | 5.25 | 5.45 | 5.75 | --   | 5.55 |
| 1979-80 | --   | 3.75 | 3.25 | 3.55 | 4.65 | 4.90 | 3.73 |
| 1980-81 | --   | 6.75 | 6.85 | 7.05 | 7.85 | --   | 7.05 |
| 1981-82 | 7.50 | 6.70 | 6.70 | 6.90 | 7.50 | --   | 6.90 |

SALES FOR PROCESSING

|         |      |      |      |      |      |      |      |
|---------|------|------|------|------|------|------|------|
| 1977-78 | --   | 4.15 | 4.20 | 4.35 | 4.45 | 4.45 | 4.35 |
| 1978-79 | --   | 4.68 | 4.78 | 4.92 | 5.05 | --   | 4.90 |
| 1979-80 | --   | 3.70 | 3.85 | 3.95 | 3.95 | 3.85 | 3.90 |
| 1980-81 | --   | 4.05 | 4.35 | 4.90 | 4.70 | --   | 4.54 |
| 1981-82 | 4.30 | 4.25 | 4.75 | 5.50 | 5.95 | --   | 5.02 |

1/ 1981-82 PRELIMINARY.

FLORIDA CITRUS: MONTHLY AND SEASON AVERAGE ON-TREE PRICE PER BOX  
FOR CROP YEARS 1977-78 THROUGH 1981-82 1/

| CROP YEAR | SEP | OCT | NOV | DEC | JAN | FEB | MAR | APR | MAY | JUN | SEASON AVERAGE |
|-----------|-----|-----|-----|-----|-----|-----|-----|-----|-----|-----|----------------|
|-----------|-----|-----|-----|-----|-----|-----|-----|-----|-----|-----|----------------|

DOLLARS

WHITE SEEDLESS GRAPEFRUIT

ALL METHODS OF SALE

|         |    |      |      |      |      |      |      |      |      |      |      |
|---------|----|------|------|------|------|------|------|------|------|------|------|
| 1977-78 | -- | 2.14 | 1.41 | 1.55 | 1.49 | 1.43 | 1.38 | 1.34 | 1.45 | 1.88 | 1.47 |
| 1978-79 | -- | 2.68 | 1.95 | 1.76 | 1.92 | 2.03 | 2.17 | 2.47 | 3.13 | --   | 2.21 |
| 1979-80 | -- | 3.71 | 3.23 | 3.13 | 2.92 | 2.93 | 3.00 | 3.19 | 3.59 | --   | 3.12 |
| 1980-81 | -- | 3.82 | 2.99 | 2.98 | 3.08 | 3.34 | 3.48 | 4.12 | 4.63 | 5.36 | 3.46 |
| 1981-82 | -- | 3.66 | 2.39 | 2.50 | 2.17 | 2.08 | 1.87 | 2.52 | 3.09 | --   | 2.26 |

SALES FOR FRESH USE

|         |    |      |      |      |      |      |      |      |      |      |      |
|---------|----|------|------|------|------|------|------|------|------|------|------|
| 1977-78 | -- | 2.52 | 1.44 | 1.78 | 1.72 | 1.73 | 1.55 | 1.40 | 1.86 | 2.93 | 1.79 |
| 1978-79 | -- | 3.29 | 2.03 | 1.68 | 1.99 | 2.24 | 2.49 | 3.08 | 3.84 | --   | 2.63 |
| 1979-80 | -- | 4.02 | 3.62 | 3.79 | 3.17 | 3.23 | 3.44 | 3.69 | 4.22 | --   | 3.60 |
| 1980-81 | -- | 4.58 | 3.52 | 3.71 | 3.96 | 5.02 | 4.95 | 5.54 | 5.74 | 6.24 | 4.72 |
| 1981-82 | -- | 4.59 | 3.08 | 3.60 | 3.50 | 4.50 | 3.62 | 4.25 | 4.33 | --   | 4.01 |

SALES FOR PROCESSING

|         |    |      |      |      |      |      |      |      |      |      |      |
|---------|----|------|------|------|------|------|------|------|------|------|------|
| 1977-78 | -- | 1.28 | 1.38 | 1.38 | 1.33 | 1.28 | 1.33 | 1.33 | 1.33 | 1.28 | 1.33 |
| 1978-79 | -- | .99  | 1.89 | 1.79 | 1.89 | 1.94 | 2.09 | 2.14 | 2.14 | --   | 1.99 |
| 1979-80 | -- | 3.15 | 3.00 | 2.85 | 2.80 | 2.80 | 2.90 | 3.05 | 3.15 | --   | 2.93 |
| 1980-81 | -- | 2.16 | 2.66 | 2.71 | 2.71 | 2.91 | 3.11 | 3.41 | 2.86 | 2.31 | 2.95 |
| 1981-82 | -- | .90  | 1.45 | 1.65 | 1.55 | 1.55 | 1.50 | 1.40 | 1.25 | --   | 1.50 |

| CROP YEAR | SEP | OCT | NOV | DEC | JAN | FEB | MAR | APR | MAY | JUN | SEASON AVERAGE |
|-----------|-----|-----|-----|-----|-----|-----|-----|-----|-----|-----|----------------|
|-----------|-----|-----|-----|-----|-----|-----|-----|-----|-----|-----|----------------|

DOLLARS

PINK SEEDLESS GRAPEFRUIT

ALL METHODS OF SALE

|         |    |      |      |      |      |      |      |      |      |      |      |
|---------|----|------|------|------|------|------|------|------|------|------|------|
| 1977-78 | -- | 3.78 | 2.58 | 2.41 | 2.08 | 1.95 | 1.56 | 1.55 | 1.82 | 2.34 | 2.09 |
| 1978-79 | -- | 5.33 | 2.61 | 2.07 | 2.36 | 2.72 | 3.14 | 3.86 | 5.31 | --   | 3.13 |
| 1979-80 | -- | 4.38 | 4.27 | 4.09 | 3.40 | 3.49 | 3.43 | 3.58 | 4.38 | --   | 3.80 |
| 1980-81 | -- | 4.44 | 3.86 | 3.96 | 3.83 | 3.48 | 4.21 | 5.59 | 6.26 | 7.23 | 4.22 |
| 1981-82 | -- | 4.68 | 3.51 | 3.46 | 2.85 | 2.37 | 2.01 | 2.86 | 3.71 | --   | 3.00 |

SALES FOR FRESH USE

|         |    |      |      |      |      |      |      |      |      |      |      |
|---------|----|------|------|------|------|------|------|------|------|------|------|
| 1977-78 | -- | 4.67 | 3.17 | 3.02 | 2.79 | 2.79 | 2.38 | 2.34 | 2.64 | 3.41 | 2.92 |
| 1978-79 | -- | 6.07 | 3.01 | 2.44 | 2.88 | 3.39 | 3.98 | 4.92 | 6.20 | --   | 3.86 |
| 1979-80 | -- | 5.23 | 4.82 | 4.96 | 4.00 | 4.12 | 4.26 | 4.53 | 5.31 | --   | 4.61 |
| 1980-81 | -- | 5.51 | 4.62 | 4.96 | 5.29 | 6.04 | 6.24 | 6.94 | 7.34 | 8.34 | 5.73 |
| 1981-82 | -- | 5.76 | 4.58 | 4.39 | 4.56 | 5.35 | 4.49 | 5.10 | 5.46 | --   | 4.94 |

SALES FOR PROCESSING

|         |    |      |      |      |      |      |      |      |      |      |      |
|---------|----|------|------|------|------|------|------|------|------|------|------|
| 1977-78 | -- | .87  | .77  | .62  | .57  | .57  | .72  | .72  | .77  | .77  | .72  |
| 1978-79 | -- | 1.45 | 1.37 | 1.10 | 1.18 | 1.27 | 1.37 | 1.38 | 1.39 | --   | 1.29 |
| 1979-80 | -- | 1.15 | 2.35 | 2.10 | 2.15 | 2.20 | 2.25 | 2.30 | 2.35 | --   | 2.21 |
| 1980-81 | -- | .85  | 1.55 | 1.75 | 1.80 | 1.80 | 2.25 | 2.10 | 1.70 | 1.60 | 1.85 |
| 1981-82 | -- | .05  | .60  | 1.20 | .80  | .60  | .40  | -.05 | -.15 | --   | .47  |

1/ 1981-82 PRELIMINARY.



FLORIDA CITRUS: MONTHLY AND SEASON AVERAGE ON-TREE PRICE PER BOX  
FOR CROP YEARS 1977-78 THROUGH 1981-82 1/

| CROP YEAR | APR | MAY | JUN | JUL | AUG | SEP |
|-----------|-----|-----|-----|-----|-----|-----|
|-----------|-----|-----|-----|-----|-----|-----|

DOLLARS

LIMES

ALL METHODS OF SALE

|         |       |       |       |      |      |      |
|---------|-------|-------|-------|------|------|------|
| 1977-78 | 83.75 | 66.90 | 21.17 | 1.73 | 7.87 | 2.63 |
| 1978-79 | 50.00 | 20.39 | 23.09 | 3.62 | 3.94 | 5.38 |
| 1979-80 | 40.88 | 8.58  | 3.02  | 1.62 | 4.47 | 6.04 |
| 1980-81 | 43.74 | 9.23  | 1.97  | 1.35 | 2.24 | 8.70 |
| 1981-82 | 34.45 | 29.70 | 3.98  | .23  | .16  | 3.11 |

SALES FOR FRESH USE

|         |       |       |       |      |       |       |
|---------|-------|-------|-------|------|-------|-------|
| 1977-78 | 83.75 | 73.75 | 25.25 | 2.35 | 10.75 | 5.75  |
| 1978-79 | 50.00 | 21.50 | 26.00 | 5.50 | 8.80  | 13.90 |
| 1979-80 | 51.60 | 11.60 | 4.30  | 4.70 | 12.60 | 15.90 |
| 1980-81 | 58.40 | 11.90 | 4.40  | 4.50 | 9.40  | 19.40 |
| 1981-82 | 49.05 | 43.05 | 14.05 | 3.05 | 1.85  | 9.75  |

SALES FOR PROCESSING

|         |       |       |       |       |       |       |
|---------|-------|-------|-------|-------|-------|-------|
| 1977-78 | --    | -1.60 | -1.30 | -.40  | -.05  | -.10  |
| 1978-79 | --    | -.70  | -.95  | -.80  | -.80  | -.80  |
| 1979-80 | -2.00 | -2.20 | -2.20 | -1.75 | -1.10 | -1.25 |
| 1980-81 | -2.35 | -2.05 | -2.10 | -1.75 | -1.85 | -2.00 |
| 1981-82 | -1.25 | -2.00 | -2.20 | -1.65 | -1.25 | -1.75 |

| CROP YEAR | OCT | NOV | DEC | JAN | FEB | MAR | SEASON AVERAGE |
|-----------|-----|-----|-----|-----|-----|-----|----------------|
|-----------|-----|-----|-----|-----|-----|-----|----------------|

DOLLARS

LIMES

ALL METHODS OF SALE

|         |       |       |       |       |       |       |       |
|---------|-------|-------|-------|-------|-------|-------|-------|
| 1977-78 | 6.41  | 13.87 | 24.50 | 32.49 | 41.30 | 44.75 | 15.72 |
| 1978-79 | 11.01 | 12.70 | 20.66 | 15.12 | 26.14 | 50.00 | 12.43 |
| 1979-80 | 7.71  | 12.30 | 15.46 | 12.99 | 17.42 | 39.76 | 8.18  |
| 1980-81 | 4.89  | 7.89  | 10.32 | 16.53 | 26.67 | 33.20 | 6.58  |
| 1981-82 | 10.32 | 7.04  | 15.11 | 15.37 | 44.68 | 61.72 | 7.88  |

SALES FOR FRESH USE

|         |       |       |       |       |       |       |       |
|---------|-------|-------|-------|-------|-------|-------|-------|
| 1977-78 | 9.15  | 18.55 | 29.75 | 35.25 | 41.75 | 44.75 | 21.35 |
| 1978-79 | 20.00 | 20.00 | 26.00 | 16.10 | 27.00 | 50.00 | 19.00 |
| 1979-80 | 18.60 | 21.00 | 22.00 | 19.70 | 23.60 | 53.60 | 15.60 |
| 1980-81 | 6.40  | 10.40 | 14.40 | 20.40 | 29.40 | 36.40 | 12.70 |
| 1981-82 | 17.05 | 11.05 | 24.05 | 26.05 | 63.05 | 83.05 | 18.25 |

SALES FOR PROCESSING

|         |       |       |       |       |       |       |       |
|---------|-------|-------|-------|-------|-------|-------|-------|
| 1977-78 | -.20  | -.10  | -.15  | -.30  | --    | --    | -.25  |
| 1978-79 | -.80  | -1.20 | -1.20 | -1.20 | -1.30 | --    | -.80  |
| 1979-80 | -1.45 | -1.90 | -1.75 | -2.10 | -2.00 | -1.75 | -1.48 |
| 1980-81 | -2.15 | -2.15 | -2.15 | -2.15 | -2.00 | -1.95 | -1.91 |
| 1981-82 | -2.15 | -2.25 | -2.25 | -2.25 | -2.25 | -2.25 | -1.73 |

1/ 1981-82 PRELIMINARY.

FLORIDA CITRUS: MONTHLY AND SEASON AVERAGE ON-TREE PRICE PER BOX  
FOR CROP YEARS 1977-78 THROUGH 1981-82 1/

| CROP YEAR | NOV | DEC | JAN | FEB | MAR | APR | MAY | JUN | SEASON AVERAGE |
|-----------|-----|-----|-----|-----|-----|-----|-----|-----|----------------|
|-----------|-----|-----|-----|-----|-----|-----|-----|-----|----------------|

DOLLARS

TEMPLES

ALL METHODS OF SALE

|         |    |    |      |      |      |      |    |    |      |
|---------|----|----|------|------|------|------|----|----|------|
| 1977-78 | -- | -- | 4.06 | 4.01 | 3.65 | 3.65 | -- | -- | 3.92 |
| 1978-79 | -- | -- | 5.42 | 4.74 | 4.65 | --   | -- | -- | 4.89 |
| 1979-80 | -- | -- | 2.37 | 2.88 | 2.94 | --   | -- | -- | 2.89 |
| 1980-81 | -- | -- | 4.08 | 4.48 | 3.97 | --   | -- | -- | 4.21 |
| 1981-82 | -- | -- | 4.13 | 4.53 | 3.61 | --   | -- | -- | 4.20 |

SALES FOR FRESH USE

|         |    |    |      |      |      |      |    |    |      |
|---------|----|----|------|------|------|------|----|----|------|
| 1977-78 | -- | -- | 4.75 | 5.05 | 5.75 | 6.45 | -- | -- | 5.00 |
| 1978-79 | -- | -- | 6.10 | 5.30 | 6.10 | --   | -- | -- | 5.70 |
| 1979-80 | -- | -- | 2.95 | 3.10 | 3.95 | --   | -- | -- | 3.15 |
| 1980-81 | -- | -- | 5.20 | 8.00 | 8.40 | --   | -- | -- | 6.70 |
| 1981-82 | -- | -- | 5.55 | 8.55 | 8.55 | --   | -- | -- | 6.65 |

SALES FOR PROCESSING

|         |    |    |      |      |      |      |    |    |      |
|---------|----|----|------|------|------|------|----|----|------|
| 1977-78 | -- | -- | 2.95 | 3.10 | 3.25 | 3.05 | -- | -- | 3.15 |
| 1978-79 | -- | -- | 4.02 | 4.22 | 4.28 | --   | -- | -- | 4.21 |
| 1979-80 | -- | -- | 2.65 | 2.65 | 2.70 | --   | -- | -- | 2.67 |
| 1980-81 | -- | -- | 3.10 | 3.05 | 3.20 | --   | -- | -- | 3.11 |
| 1981-82 | -- | -- | 3.10 | 3.60 | 3.10 | --   | -- | -- | 3.33 |

| CROP YEAR | SEP | OCT | NOV | SEASON AVERAGE | OCT | NOV | DEC | JAN | FEB | SEASON AVERAGE |
|-----------|-----|-----|-----|----------------|-----|-----|-----|-----|-----|----------------|
|-----------|-----|-----|-----|----------------|-----|-----|-----|-----|-----|----------------|

DOLLARS

DOLLARS

K-EARLY CITRUS FRUIT

TANGELOS

ALL METHODS OF SALE

ALL METHODS OF SALE

|         |    |      |      |      |      |      |      |      |      |      |
|---------|----|------|------|------|------|------|------|------|------|------|
| 1977-78 | -- | 2.05 | 2.40 | 2.09 | 4.15 | 3.80 | 3.09 | 3.17 | 3.20 | 3.29 |
| 1978-79 | -- | 3.19 | 3.07 | 3.16 | --   | 4.43 | 3.71 | 3.80 | 3.62 | 3.90 |
| 1979-80 | -- | 4.40 | 3.03 | 3.77 | --   | 3.62 | 2.92 | 2.74 | 2.37 | 2.87 |
| 1980-81 | -- | 3.57 | 2.33 | 3.31 | --   | 4.41 | 3.71 | 3.64 | 5.30 | 3.92 |
| 1981-82 | -- | 5.28 | 3.04 | 5.01 | 4.53 | 3.52 | 3.53 | 3.82 | 4.64 | 3.70 |

SALES FOR FRESH USE

SALES FOR FRESH USE

|         |    |      |      |      |      |      |      |      |      |      |
|---------|----|------|------|------|------|------|------|------|------|------|
| 1977-78 | -- | 2.45 | 2.95 | 2.50 | 5.75 | 4.45 | 3.30 | 3.65 | 4.15 | 3.80 |
| 1978-79 | -- | 3.50 | 3.60 | 3.52 | --   | 5.55 | 4.15 | 5.05 | 7.55 | 4.81 |
| 1979-80 | -- | 5.45 | 5.75 | 5.15 | --   | 5.15 | 4.05 | 5.55 | 3.95 | 4.64 |
| 1980-81 | -- | 4.40 | 3.30 | 4.20 | --   | 5.40 | 4.10 | 4.80 | 8.50 | 4.80 |
| 1981-82 | -- | 7.05 | 5.05 | 6.85 | 9.05 | 5.55 | 4.35 | 4.95 | 9.35 | 5.15 |

SALES FOR PROCESSING

SALES FOR PROCESSING

|         |    |      |      |      |      |      |      |      |      |      |
|---------|----|------|------|------|------|------|------|------|------|------|
| 1977-78 | -- | .35  | 1.03 | .50  | 2.05 | 3.00 | 2.90 | 3.00 | 3.05 | 2.95 |
| 1978-79 | -- | 1.40 | 1.40 | 1.40 | --   | 3.10 | 3.28 | 3.33 | 3.29 | 3.26 |
| 1979-80 | -- | .10  | .25  | .17  | --   | 1.90 | 2.15 | 2.20 | 2.25 | 2.17 |
| 1980-81 | -- | .45  | .70  | .53  | --   | 3.15 | 3.35 | 3.30 | 3.30 | 3.29 |
| 1981-82 | -- | .95  | .20  | .81  | .40  | 1.10 | 3.00 | 3.60 | 3.30 | 2.93 |

1/ 1981-82 PRELIMINARY.

FLORIDA CITRUS: MONTHLY AND SEASON AVERAGE ON-TREE PRICE PER BOX  
FOR CROP YEARS 1977-78 THROUGH 1981-82 1/

| CROP YEAR | OCT | NOV | DEC | JAN | FEB | MAR | SEASON AVERAGE |
|-----------|-----|-----|-----|-----|-----|-----|----------------|
|-----------|-----|-----|-----|-----|-----|-----|----------------|

DOLLARS

TANGERINES

ALL METHODS OF SALE

|         |      |      |      |      |      |    |      |
|---------|------|------|------|------|------|----|------|
| 1977-78 | 6.22 | 5.26 | 4.75 | 3.64 | --   | -- | 4.79 |
| 1978-79 | 7.44 | 5.76 | 4.80 | 4.13 | 3.96 | -- | 4.99 |
| 1979-80 | 7.57 | 4.92 | 4.16 | 2.66 | --   | -- | 4.25 |
| 1980-81 | 6.57 | 5.99 | 5.59 | 2.95 | --   | -- | 5.45 |
| 1981-82 | 9.48 | 8.20 | 4.60 | 3.56 | --   | -- | 6.15 |

SALES FOR FRESH USE

|         |       |       |      |      |      |    |      |
|---------|-------|-------|------|------|------|----|------|
| 1977-78 | 7.70  | 6.50  | 6.30 | 6.50 | --   | -- | 6.60 |
| 1978-79 | 8.80  | 7.10  | 6.00 | 6.20 | 7.30 | -- | 6.70 |
| 1979-80 | 9.50  | 6.30  | 5.80 | 4.80 | --   | -- | 6.20 |
| 1980-81 | 8.60  | 7.70  | 7.90 | 4.30 | --   | -- | 7.60 |
| 1981-82 | 12.35 | 11.35 | 6.85 | 6.35 | --   | -- | 9.05 |

SALES FOR PROCESSING

|         |      |      |      |      |      |    |      |
|---------|------|------|------|------|------|----|------|
| 1977-78 | 1.85 | 2.15 | 2.15 | 2.15 | --   | -- | 2.15 |
| 1978-79 | 2.83 | 2.65 | 2.77 | 3.14 | 3.41 | -- | 2.98 |
| 1979-80 | 1.35 | 1.25 | 1.25 | 1.45 | --   | -- | 1.34 |
| 1980-81 | 1.75 | 1.80 | 1.60 | 1.85 | --   | -- | 1.72 |
| 1981-82 | 1.00 | 1.00 | 1.10 | 1.15 | --   | -- | 1.08 |

| CROP YEAR | DEC | JAN | FEB | MAR | APR | MAY | SEASON AVERAGE |
|-----------|-----|-----|-----|-----|-----|-----|----------------|
|-----------|-----|-----|-----|-----|-----|-----|----------------|

DOLLARS

HONEY TANGERINES

ALL METHODS OF SALE

|         |    |      |      |      |      |    |      |
|---------|----|------|------|------|------|----|------|
| 1977-78 | -- | 4.26 | 5.27 | 6.19 | 7.94 | -- | 5.50 |
| 1978-79 | -- | 4.78 | 6.17 | 7.89 | 9.16 | -- | 6.63 |
| 1979-80 | -- | 4.76 | 5.51 | 4.95 | 6.88 | -- | 5.48 |
| 1980-81 | -- | 2.74 | 4.76 | 8.73 | --   | -- | 4.66 |
| 1981-82 | -- | 3.92 | 6.38 | 8.72 | --   | -- | 5.28 |

SALES FOR FRESH USE

|         |    |       |       |       |       |    |       |
|---------|----|-------|-------|-------|-------|----|-------|
| 1977-78 | -- | 8.70  | 8.00  | 8.20  | 9.10  | -- | 8.35  |
| 1978-79 | -- | 7.65  | 8.15  | 9.65  | 10.15 | -- | 8.85  |
| 1979-80 | -- | 8.65  | 8.45  | 8.35  | 9.45  | -- | 8.65  |
| 1980-81 | -- | 12.20 | 12.20 | 12.50 | --    | -- | 12.30 |
| 1981-82 | -- | 11.85 | 13.35 | 13.85 | --    | -- | 13.15 |

SALES FOR PROCESSING

|         |    |      |      |      |      |    |      |
|---------|----|------|------|------|------|----|------|
| 1977-78 | -- | 2.76 | 3.06 | 3.28 | 3.06 | -- | 3.10 |
| 1978-79 | -- | 3.57 | 3.74 | 3.77 | 3.67 | -- | 3.70 |
| 1979-80 | -- | 1.85 | 1.95 | 2.00 | 2.10 | -- | 1.98 |
| 1980-81 | -- | 2.05 | 2.10 | 2.65 | --   | -- | 2.14 |
| 1981-82 | -- | 3.15 | 3.65 | 2.65 | --   | -- | 3.27 |

1/ 1981-82 PRELIMINARY.

FLORIDA CITRUS: ESTIMATED COUNTY PRODUCTION FOR 1981-82 CROP YEAR

-----  
 COUNTIES : EARLY : : : SEEDY:SEEDLESS: ALL : : :  
 BY : AND : VALEN-: ALL :GRAPE-: GRAPE- : GRAPE-:SPECIALTY: ALL  
 AREAS : MIDS : CIAS :ORANGES: FRUIT: FRUIT : FRUIT : FRUIT : CITRUS  
 -----  
 1,000 BOXES

EAST COAST

|              |        |       |        |     |        |        |       |          |
|--------------|--------|-------|--------|-----|--------|--------|-------|----------|
| BREVARD      | 1,613  | 999   | 2,612  | 36  | 980    | 1,016  | 177   | 3,805    |
| BROWARD      | 52     | 136   | 188    | 2   | 53     | 55     | 14    | 257      |
| INDIAN RIVER | 2,565  | 1,705 | 4,270  | 50  | 10,443 | 10,493 | 443   | 15,206 4 |
| MARTIN       | 2,611  | 2,326 | 4,937  | 62  | 2,234  | 2,296  | 387   | 7,620    |
| PALM BEACH   | 1,495  | 676   | 2,171  | 31  | 1,575  | 1,606  | 600   | 4,377    |
| ST. LUCIE    | 3,764  | 3,058 | 6,822  | 69  | 10,415 | 10,484 | 1,124 | 18,430 3 |
| TOTAL        | 12,100 | 8,900 | 21,000 | 250 | 25,700 | 25,950 | 2,745 | 49,695   |

UPPER INTERIOR

|          |        |        |        |     |       |       |       |          |
|----------|--------|--------|--------|-----|-------|-------|-------|----------|
| LAKE     | 8,708  | 7,358  | 16,066 | 256 | 2,469 | 2,725 | 2,176 | 20,967 2 |
| MARION   | 1,716  | 254    | 1,970  | 12  | 99    | 111   | 60    | 2,141    |
| ORANGE   | 4,240  | 3,065  | 7,305  | 72  | 455   | 527   | 924   | 8,756    |
| OSCEOLA  | 1,295  | 909    | 2,204  | 28  | 181   | 209   | 202   | 2,615    |
| PUTNAM   | 377    | 92     | 469    | 3   | 5     | 8     | 65    | 542      |
| SEMINOLE | 773    | 275    | 1,048  | 5   | 54    | 59    | 182   | 1,289    |
| SUMTER   | 154    | 121    | 275    | 1   | 2     | 3     | 1     | 279      |
| VOLUSIA  | 1,087  | 515    | 1,602  | 22  | 135   | 157   | 17    | 1,776    |
| OTHER    | 50     | 11     | 61     | 1   | --    | 1     | 8     | 70       |
| TOTAL    | 18,400 | 12,600 | 31,000 | 400 | 3,400 | 3,800 | 3,635 | 38,435   |

LOWER INTERIOR

|            |        |        |        |       |        |        |       |          |
|------------|--------|--------|--------|-------|--------|--------|-------|----------|
| CHARLOTTE  | 602    | 581    | 1,183  | 12    | 84     | 96     | 92    | 1,371    |
| COLLIER    | 1,085  | 439    | 1,524  | 25    | 198    | 223    | 82    | 1,829    |
| DESOTO     | 3,315  | 1,802  | 5,117  | 125   | 220    | 345    | 356   | 5,818    |
| GLADES     | 285    | 119    | 404    | --    | 33     | 33     | ---   | 437      |
| HARDEE     | 5,699  | 2,281  | 7,980  | 50    | 185    | 235    | 393   | 8,608    |
| HENDRY     | 3,170  | 2,106  | 5,276  | 120   | 2,155  | 2,275  | 533   | 8,084    |
| HIGHLANDS  | 2,751  | 4,742  | 7,493  | 609   | 1,375  | 1,984  | 1,015 | 10,492 5 |
| LEE        | 423    | 400    | 823    | 35    | 146    | 181    | 39    | 1,043    |
| OKEECHOBEE | 324    | 269    | 593    | 2     | 336    | 338    | 80    | 1,011    |
| POLK       | 14,546 | 12,461 | 27,007 | 3,872 | 6,868  | 10,740 | 2,510 | 40,257 1 |
| TOTAL      | 32,200 | 25,200 | 57,400 | 4,850 | 11,600 | 16,450 | 5,100 | 78,950   |

WEST COAST

|              |        |       |        |     |       |       |       |        |
|--------------|--------|-------|--------|-----|-------|-------|-------|--------|
| CITRUS       | 220    | 24    | 244    | 1   | 9     | 10    | 19    | 273    |
| HERNANDO     | 760    | 338   | 1,098  | 14  | 22    | 36    | 108   | 1,242  |
| HILLSBOROUGH | 4,611  | 1,862 | 6,473  | 151 | 459   | 610   | 500   | 7,583  |
| MANATEE      | 1,492  | 628   | 2,120  | 179 | 298   | 477   | 295   | 2,892  |
| PASCO        | 3,870  | 2,010 | 5,880  | 78  | 321   | 399   | 335   | 6,614  |
| PINELLAS     | 192    | 149   | 341    | 74  | 205   | 279   | 32    | 652    |
| SARASOTA     | 155    | 89    | 244    | 3   | 86    | 89    | 31    | 364    |
| TOTAL        | 11,300 | 5,100 | 16,400 | 500 | 1,400 | 1,900 | 1,320 | 19,620 |

-----  
 TOTAL 74,000 51,800 125,800 6,000 42,100 48,100 12,800 186,700  
 -----

FLORIDA CITRUS: TOTAL ACREAGE BY COUNTY AND TYPE OF FRUIT AS OF 1982

-----  
 COUNTIES : EARLY : : : SEEDY:SEEDLESS: ALL 1/: :  
 BY : AND : VALEN-: ALL 1/:GRAPE-: GRAPE- : GRAPE-:SPECIALTY: ALL  
 AREAS : MIDS : CIAS :ORANGES: FRUIT: FRUIT : FRUIT : FRUIT : CITRUS  
 -----

ACRES

EAST COAST

|              |        |        |         |       |        |        |        |         |
|--------------|--------|--------|---------|-------|--------|--------|--------|---------|
| BREVARD      | 6,063  | 5,239  | 11,707  | 210   | 2,919  | 3,168  | 952    | 15,827  |
| BROWARD      | 243    | 1,153  | 1,460   | 14    | 171    | 201    | 109    | 1,770   |
| DADE         | 0      | 0      | 0       | 0     | 0      | 0      | 7,158  | 7,158   |
| INDIAN RIVER | 10,932 | 10,909 | 27,384  | 215   | 30,559 | 33,003 | 2,316  | 62,703  |
| MARTIN       | 12,852 | 19,096 | 32,942  | 239   | 5,517  | 5,772  | 1,932  | 40,646  |
| PALM BEACH   | 5,441  | 3,567  | 9,010   | 82    | 3,183  | 3,265  | 3,389  | 15,664  |
| ST. LUCIE    | 14,276 | 19,927 | 37,400  | 284   | 30,422 | 33,657 | 5,806  | 76,863  |
| TOTAL        | 49,807 | 59,891 | 119,903 | 1,044 | 72,771 | 79,066 | 21,662 | 220,631 |

UPPER INTERIOR

|          |        |        |         |       |        |        |        |         |
|----------|--------|--------|---------|-------|--------|--------|--------|---------|
| LAKE     | 46,330 | 40,963 | 92,466  | 1,986 | 9,458  | 11,841 | 13,423 | 117,730 |
| MARION   | 8,842  | 1,349  | 10,458  | 80    | 300    | 382    | 556    | 11,396  |
| ORANGE   | 21,585 | 16,757 | 40,640  | 470   | 1,531  | 2,087  | 5,820  | 48,547  |
| OSCEOLA  | 8,350  | 5,875  | 15,277  | 213   | 1,050  | 1,273  | 1,409  | 17,959  |
| PUTNAM   | 1,614  | 441    | 2,099   | 18    | 12     | 30     | 335    | 2,464   |
| SEMINOLE | 3,986  | 1,517  | 5,607   | 41    | 141    | 183    | 1,033  | 6,823   |
| SUMTER   | 865    | 562    | 1,546   | 4     | 2      | 14     | 33     | 1,593   |
| VOLUSIA  | 5,358  | 2,625  | 8,186   | 140   | 459    | 600    | 1,024  | 9,810   |
| OTHER    | 226    | 71     | 307     | 0     | 0      | 0      | 83     | 390     |
| TOTAL    | 97,156 | 70,160 | 176,586 | 2,952 | 12,953 | 16,410 | 23,716 | 216,712 |

LOWER INTERIOR

|            |         |         |         |        |        |        |        |         |
|------------|---------|---------|---------|--------|--------|--------|--------|---------|
| CHARLOTTE  | 2,277   | 2,973   | 5,541   | 52     | 164    | 216    | 363    | 6,120   |
| COLLIER    | 3,418   | 2,354   | 6,502   | 82     | 735    | 1,086  | 343    | 7,931   |
| DESOTO     | 14,414  | 12,984  | 31,627  | 552    | 675    | 1,275  | 1,310  | 34,212  |
| GLADES     | 1,672   | 880     | 3,722   | 0      | 211    | 211    | 93     | 4,026   |
| HARDEE     | 23,226  | 14,037  | 41,232  | 310    | 544    | 904    | 1,432  | 43,568  |
| HENDRY     | 12,642  | 11,788  | 25,067  | 311    | 4,576  | 4,895  | 2,982  | 32,944  |
| HIGHLANDS  | 7,434   | 19,913  | 29,815  | 1,559  | 2,691  | 4,395  | 3,451  | 37,661  |
| LEE        | 1,782   | 2,767   | 5,855   | 76     | 255    | 399    | 457    | 6,711   |
| OKEECHOBEE | 3,664   | 1,869   | 5,805   | 5      | 854    | 863    | 286    | 6,954   |
| POLK       | 43,386  | 52,741  | 101,894 | 10,165 | 12,637 | 23,437 | 8,214  | 133,545 |
| TOTAL      | 113,915 | 122,306 | 257,060 | 13,112 | 23,342 | 37,681 | 18,931 | 313,672 |

WEST COAST

|              |        |        |        |       |       |       |       |        |
|--------------|--------|--------|--------|-------|-------|-------|-------|--------|
| CITRUS       | 914    | 153    | 1,110  | 4     | 30    | 34    | 112   | 1,256  |
| HERNANDO     | 3,165  | 2,059  | 5,693  | 61    | 63    | 126   | 652   | 6,471  |
| HILLSBOROUGH | 19,083 | 11,318 | 32,564 | 759   | 1,420 | 2,243 | 2,824 | 37,631 |
| MANATEE      | 6,165  | 4,084  | 11,076 | 819   | 943   | 1,904 | 1,091 | 14,071 |
| PASCO        | 16,282 | 12,504 | 30,167 | 369   | 1,069 | 1,469 | 1,789 | 33,425 |
| PINELLAS     | 640    | 794    | 1,473  | 290   | 482   | 772   | 172   | 2,417  |
| SARASOTA     | 573    | 513    | 1,232  | 13    | 217   | 234   | 104   | 1,570  |
| TOTAL        | 46,822 | 31,425 | 83,315 | 2,315 | 4,224 | 6,782 | 6,744 | 96,841 |

TOTAL 307,700 283,782 636,864 19,423 113,290 139,939 71,053 847,856

-----  
 1/ INCLUDES UNIDENTIFIED VARIETY ACREAGE.

FLORIDA CITRUS: TOTAL ACREAGE BY YEAR SET AND TYPE OF FRUIT AS OF 1982

| YEAR SET: | EARLY : | VALEN- : | ALL 1/ : | SEEDY : | SEEDLESS: | ALL 1/ : | SPECIALTY: | ALL :    |
|-----------|---------|----------|----------|---------|-----------|----------|------------|----------|
|           | MIDS :  | CIAS :   | ORANGES: | GRAPE-: | GRAPE-:   | GRAPE-:  | FRUIT :    | CITRUS : |
|           |         |          |          | FRUIT : | FRUIT :   | FRUIT :  | FRUIT :    |          |
| ACRES     |         |          |          |         |           |          |            |          |
| PRE-1938  | 49,259  | 54,282   | 103,544  | 13,775  | 15,762    | 29,537   | 5,980      | 139,061  |
| 1938-47   | 25,341  | 26,582   | 51,936   | 986     | 9,274     | 10,280   | 4,332      | 66,548   |
| 1948-57   | 30,790  | 50,526   | 81,318   | 438     | 10,785    | 11,245   | 9,134      | 101,697  |
| 1958      | 9,515   | 8,196    | 17,713   | 37      | 1,244     | 1,281    | 1,439      | 20,433   |
| 1959      | 6,161   | 5,204    | 11,366   | 27      | 794       | 821      | 871        | 13,058   |
| 1960      | 17,285  | 12,206   | 29,491   | 148     | 1,551     | 1,713    | 2,693      | 33,897   |
| 1961      | 13,014  | 11,036   | 24,050   | 63      | 1,460     | 1,523    | 1,558      | 27,131   |
| 1962      | 18,351  | 12,789   | 31,141   | 117     | 1,053     | 1,170    | 3,039      | 35,350   |
| 1963      | 16,705  | 11,153   | 27,858   | 70      | 1,799     | 1,869    | 3,624      | 33,351   |
| 1964      | 18,638  | 12,837   | 31,475   | 68      | 3,321     | 3,390    | 4,393      | 39,258   |
| 1965      | 22,903  | 14,411   | 37,318   | 259     | 9,411     | 9,713    | 8,002      | 55,033   |
| 1966      | 12,923  | 7,888    | 20,811   | 457     | 8,611     | 9,062    | 5,045      | 34,918   |
| 1967      | 7,946   | 6,955    | 14,905   | 566     | 7,925     | 8,491    | 3,893      | 27,289   |
| 1968      | 3,601   | 3,332    | 6,936    | 245     | 3,960     | 4,205    | 2,484      | 13,625   |
| 1969      | 4,364   | 4,555    | 8,920    | 188     | 2,583     | 2,771    | 1,881      | 13,572   |
| 1970      | 4,163   | 2,834    | 7,000    | 218     | 1,840     | 2,063    | 1,211      | 10,274   |
| 1971      | 2,049   | 1,770    | 3,821    | 135     | 3,125     | 3,262    | 624        | 7,707    |
| 1972      | 4,324   | 5,056    | 9,385    | 309     | 3,335     | 3,644    | 755        | 13,784   |
| 1973      | 2,793   | 2,168    | 4,970    | 248     | 5,716     | 5,964    | 1,058      | 11,992   |
| 1974      | 4,119   | 2,869    | 7,010    | 266     | 5,325     | 5,592    | 789        | 13,391   |
| 1975      | 4,914   | 4,356    | 9,427    | 277     | 3,760     | 4,046    | 887        | 14,360   |
| 1976      | 4,852   | 4,500    | 9,520    | 201     | 2,466     | 2,681    | 1,175      | 13,376   |
| 1977      | 4,953   | 4,417    | 10,288   | 180     | 3,215     | 3,503    | 1,161      | 14,952   |
| 1978      | 4,639   | 4,167    | 10,888   | 83      | 2,863     | 3,093    | 1,090      | 15,071   |
| 1979      | 4,024   | 3,391    | 18,729   | 52      | 915       | 3,616    | 1,868      | 24,213   |
| 1980      | 3,117   | 2,615    | 18,783   | 13      | 316       | 1,947    | 1,319      | 22,049   |
| 1981      | 6,957   | 3,687    | 28,261   | 3       | 880       | 3,457    | 748        | 32,466   |
| TOTAL     | 307,700 | 283,782  | 636,864  | 19,423  | 113,329   | 139,939  | 71,053     | 847,856  |

1/ INCLUDES UNIDENTIFIED VARIETY ACREAGE.

OTHER STATES' CITRUS: ACREAGE BY STATES, TYPES AND AGE GROUPS

ARIZONA 1/

| VARIETY              | CENTRAL | WESTERN | TOTAL  |
|----------------------|---------|---------|--------|
| VALENCIA             | 3,030   | 4,760   | 7,790  |
| NAVEL AND SWEETS     | 5,200   | 220     | 5,420  |
| WHITE GRAPEFRUIT     | 2,540   | 570     | 3,110  |
| RED BLUSH GRAPEFRUIT | 2,750   | 2,250   | 5,000  |
| LEMONS               | 2,150   | 17,030  | 19,180 |
| TANGERINE TYPES      | 1,710   | 1,440   | 3,150  |
| TOTAL                | 17,380  | 26,270  | 43,650 |

1/ HARVESTED ACREAGE AS OF 1981.

CALIFORNIA 2/

| YEAR SET       | NAVEL AND OTHER ORANGES | VALENCIA ORANGES | WHITE GRAPEFRUIT | RED GRAPEFRUIT | LEMONS | LIMES | TANGELOS AND TANGERS | ERINES | ALL CITRUS |
|----------------|-------------------------|------------------|------------------|----------------|--------|-------|----------------------|--------|------------|
| 1969 & EARLIER | 99,286                  | 69,921           | 6,215            | 5,912          | 33,441 | 319   | 4,068                | 2,899  | 222,061    |
| 1970           | 2,627                   | 374              | 150              | 849            | 3,495  | 37    | 480                  | 158    | 8,170      |
| 1971           | 1,811                   | 401              | 203              | 662            | 2,261  | 42    | 248                  | 15     | 5,643      |
| 1972           | 2,046                   | 241              | 754              | 1,403          | 4,326  | 23    | 68                   | 38     | 8,899      |
| 1973           | 817                     | 125              | 538              | 1,891          | 2,207  | 24    | 74                   | 31     | 5,707      |
| 1974           | 564                     | 163              | 694              | 944            | 3,983  | 30    | 27                   | 11     | 6,416      |
| 1975           | 552                     | 242              | 361              | 480            | 2,316  | 5     | 45                   | 55     | 4,056      |
| 1976           | 802                     | 261              | 448              | 513            | 1,138  | 22    | 32                   | 180    | 3,396      |
| 1977           | 581                     | 163              | 257              | 312            | 1,042  | 30    | 34                   | 185    | 2,604      |
| 1978           | 487                     | 109              | 211              | 424            | 1,059  | 19    | 46                   | 249    | 2,604      |
| 1979           | 420                     | 290              | 209              | 214            | 1,090  | 14    | 88                   | 181    | 2,506      |
| 1980           | 314                     | 466              | 215              | 162            | 1,046  | --    | 183                  | 197    | 2,583      |
| 1981           | 333                     | 222              | 205              | 182            | 1,075  | 7     | 55                   | 157    | 2,236      |
| TOTAL          | 110,640                 | 72,978           | 10,460           | 13,948         | 58,479 | 572   | 5,448                | 4,356  | 276,881    |

2/ ACREAGE AS OF 1981.

TEXAS 3/

| AGE IN YEARS | EARLY AND MIDS | ORANGES | VALENCIA | TOTAL  | RUBY RED | STAR RUBY | PINK  | WHITE  | TOTAL | OTHER 4/ | ALL CITRUS |
|--------------|----------------|---------|----------|--------|----------|-----------|-------|--------|-------|----------|------------|
| 1 TO 3       | 302            | 105     | 407      | 2,318  | 564      | 11        | 10    | 2,903  | --    | 3,310    |            |
| 4 TO 8       | 791            | 305     | 1,096    | 8,874  | 2,987    | 60        | 35    | 11,956 | --    | 13,052   |            |
| 9 TO 12      | 3,278          | 937     | 4,215    | 5,413  | 681      | 89        | 95    | 6,278  | --    | 10,493   |            |
| 13+          | 11,126         | 8,861   | 19,987   | 20,537 | 96       | 1,393     | 1,221 | 23,247 | --    | 43,234   |            |
| TOTAL        | 15,497         | 10,208  | 25,705   | 37,142 | 4,328    | 1,553     | 1,361 | 44,384 | 332   | 70,421   |            |

3/ ACREAGE AS OF JANUARY 1, 1981. 4/ INCLUDES LEMONS, LIMES, TANGELOS AND TANGERINES.

SOURCES: SEE PAGE 46, DATA SOURCE, ITEM 4.

Oranges and Tangerines: Receipts at 23 U. S. cities and 5 Canadian cities, oranges and at 23 U. S. cities, tangerines,  
September 1, 1981 through July 31, 1982 by source

| City                     | Florida |       | California |        | Arizona |       | Texas |       | Others 1/   |       | Total       |        |
|--------------------------|---------|-------|------------|--------|---------|-------|-------|-------|-------------|-------|-------------|--------|
|                          | Rail    | Truck | Rail       | Truck  | Rail    | Truck | Rail  | Truck | Rail & Boat | Truck | Rail & Boat | Truck  |
| 1,000 Cartons<br>Oranges |         |       |            |        |         |       |       |       |             |       |             |        |
| U. S. Cities:            |         |       |            |        |         |       |       |       |             |       |             |        |
| Atlanta, Ga.             | ---     | 461   | ---        | 158    | ---     | 8     | ---   | 42    | ---         | 2     | ---         | 671    |
| Baltimore-Washington     | ---     | 446   | 184        | 458    | ---     | 3     | ---   | 9     | ---         | 3     | 184         | 919    |
| Boston, Mass.            | ---     | 315   | 2,513      | 368    | 138     | 5     | ---   | 12    | ---         | 4     | 2,651       | 704    |
| Buffalo, N. Y.           | ---     | 72    | 166        | 148    | 5       | 1     | ---   | ---   | ---         | ---   | 171         | 221    |
| Chicago, Ill.            | ---     | 252   | 3,905      | 1,009  | 33      | ---   | ---   | 17    | ---         | 17    | 3,938       | 1,295  |
| Cincinnati, O.           | ---     | 151   | ---        | 521    | ---     | 5     | ---   | 18    | ---         | 3     | ---         | 698    |
| Columbia, S. C.          | ---     | 372   | ---        | 46     | ---     | 3     | ---   | 2     | ---         | ---   | ---         | 423    |
| Dallas, Tex.             | ---     | 4     | 15         | 641    | ---     | 92    | ---   | 422   | ---         | 5     | 15          | 1,164  |
| Denver, Colo.            | ---     | 3     | ---        | 747    | ---     | 2     | ---   | 43    | ---         | 2     | ---         | 797    |
| Detroit, Mich.           | ---     | 177   | 299        | 722    | ---     | 14    | ---   | 16    | ---         | 10    | 299         | 939    |
| Los Angeles, Cal.        | ---     | ---   | ---        | 4,232  | ---     | 121   | ---   | 306   | ---         | 7     | ---         | 4,666  |
| New Orleans, La.         | ---     | 138   | ---        | 330    | ---     | 22    | ---   | 160   | ---         | 10    | ---         | 660    |
| New York-Newark          | ---     | 1,432 | 3,136      | 1,364  | ---     | 4     | ---   | 29    | ---         | 10    | 3,136       | 2,839  |
| Philadelphia, Pa.        | ---     | 354   | 1,107      | 706    | 35      | 4     | ---   | 3     | ---         | 7     | 1,142       | 1,074  |
| Pittsburgh, Pa.          | ---     | 91    | 246        | 498    | 3       | 5     | ---   | 3     | ---         | 4     | 249         | 601    |
| St. Louis, Mo.           | ---     | 44    | 271        | 622    | 3       | 7     | ---   | 43    | ---         | 2     | 274         | 718    |
| San Antonio, Tex.        | ---     | ---   | 5          | 229    | ---     | 3     | ---   | 307   | ---         | 16    | 5           | 555    |
| San Francisco-Oakland    | ---     | ---   | ---        | 2,024  | ---     | 4     | ---   | 491   | ---         | 33    | ---         | 2,552  |
| Seattle-Tacoma, Wash.    | ---     | 2     | ---        | 1,339  | ---     | 5     | ---   | 11    | ---         | 2     | ---         | 1,359  |
| Total                    | ---     | 4,314 | 11,847     | 16,162 | 217     | 308   | ---   | 1,934 | ---         | 137   | 12,064      | 22,855 |
| Canadian Cities:         |         |       |            |        |         |       |       |       |             |       |             |        |
| Montreal, Que.           | ---     | 170   | 1,338      | 38     | 217     | ---   | ---   | 19    | 113         | 225   | 1,668       | 452    |
| Ottawa, Ont.             | ---     | 30    | 112        | 178    | 7       | ---   | ---   | ---   | ---         | 60    | 119         | 268    |
| Toronto, Ont.            | ---     | 292   | 1,342      | 1,209  | ---     | 1     | ---   | ---   | ---         | 270   | 1,342       | 1,772  |
| Vancouver, B. C.         | ---     | 8     | 61         | 892    | 21      | 7     | ---   | 17    | 3           | 6     | 85          | 930    |
| Winnipeg, Man.           | ---     | 4     | 40         | 393    | ---     | 37    | ---   | 7     | ---         | 32    | 40          | 473    |
| Total                    | ---     | 504   | 2,893      | 2,710  | 245     | 45    | ---   | 43    | 116         | 593   | 3,254       | 3,895  |
| Tangerines               |         |       |            |        |         |       |       |       |             |       |             |        |
| U. S. Cities:            |         |       |            |        |         |       |       |       |             |       |             |        |
| Atlanta, Ga.             | ---     | 70    | ---        | 6      | ---     | ---   | ---   | 3     | ---         | ---   | ---         | 79     |
| Baltimore-Washington     | ---     | 109   | ---        | 7      | ---     | ---   | ---   | ---   | ---         | 17    | ---         | 133    |
| Boston, Mass.            | ---     | 191   | 3          | 3      | ---     | 6     | ---   | ---   | ---         | 8     | 3           | 208    |
| Buffalo, N. Y.           | ---     | 25    | ---        | ---    | ---     | ---   | ---   | 1     | ---         | 2     | ---         | 28     |
| Chicago, Ill.            | ---     | 79    | 72         | ---    | 8       | ---   | ---   | ---   | ---         | 39    | 80          | 118    |
| Cincinnati, O.           | ---     | 57    | ---        | ---    | ---     | ---   | ---   | ---   | ---         | 30    | ---         | 87     |
| Columbia, S. C.          | ---     | 45    | ---        | 2      | ---     | ---   | ---   | ---   | ---         | ---   | ---         | 47     |
| Dallas, Tex.             | ---     | 4     | ---        | 34     | ---     | 22    | ---   | ---   | ---         | 43    | ---         | 103    |
| Denver, Colo.            | ---     | 3     | ---        | 41     | ---     | ---   | ---   | 11    | ---         | 17    | ---         | 72     |
| Detroit, Mich.           | ---     | 102   | ---        | 4      | ---     | 6     | ---   | ---   | ---         | 59    | ---         | 171    |
| Los Angeles, Cal.        | ---     | 1     | ---        | 276    | ---     | 160   | ---   | ---   | ---         | 3     | ---         | 440    |
| New Orleans, La.         | ---     | 27    | ---        | 29     | ---     | 34    | ---   | ---   | ---         | 16    | ---         | 106    |
| New York-Newark          | ---     | 753   | 8          | 10     | ---     | ---   | ---   | ---   | 2           | 21    | 10          | 784    |
| Philadelphia, Pa.        | ---     | 142   | 2          | 32     | ---     | 1     | ---   | ---   | ---         | 10    | 2           | 185    |
| Pittsburgh, Pa.          | ---     | 60    | ---        | 15     | ---     | ---   | ---   | 1     | ---         | 20    | ---         | 96     |
| St. Louis, Mo.           | ---     | 41    | ---        | ---    | ---     | ---   | ---   | ---   | ---         | 34    | ---         | 75     |
| San Antonio, Tex.        | ---     | ---   | ---        | 8      | ---     | 30    | ---   | 11    | ---         | 38    | ---         | 87     |
| San Francisco-Oakland    | ---     | ---   | ---        | 360    | ---     | 23    | ---   | ---   | ---         | ---   | ---         | 383    |
| Seattle-Tacoma, Wash.    | ---     | 3     | ---        | 44     | ---     | 2     | ---   | ---   | ---         | 12    | ---         | 61     |
| Total                    | ---     | 1,712 | 85         | 871    | 8       | 284   | ---   | 27    | 2           | 369   | 95          | 3,263  |

1/ Principal source of receipts of oranges at U. S. cities were Israel and Mexico; at Canadian cities were S. Africa, Australia, Israel, Mexico and Morocco. Principal source of receipts of tangerines at U. S. cities were Mexico, Spain, Brazil and Central America. Source: See page 46, data sources, item 5.



Grapefruit, Tangelos and Temples: Receipts at 23 U. S. cities and 5 Canadian cities, grapefruit and at 23 U. S. cities, tangelos and Temples, September 1, 1981 through July 31, 1982 by source

| City                        | Florida |       | California |       | Arizona |       | Texas |       | Others 1/   |       | Total       |        |
|-----------------------------|---------|-------|------------|-------|---------|-------|-------|-------|-------------|-------|-------------|--------|
|                             | Rail    | Truck | Rail       | Truck | Rail    | Truck | Rail  | Truck | Rail & Boat | Truck | Rail & Boat | Truck  |
| 1,000 Cartons<br>Grapefruit |         |       |            |       |         |       |       |       |             |       |             |        |
| U. S. Cities:               |         |       |            |       |         |       |       |       |             |       |             |        |
| Atlanta, Ga.                | ---     | 263   | ---        | 33    | ---     | 2     | ---   | 23    | ---         | ---   | ---         | 321    |
| Baltimore-Washington        | ---     | 678   | 3          | 64    | ---     | 8     | ---   | 17    | ---         | ---   | 3           | 767    |
| Boston, Mass.               | ---     | 1,286 | 82         | 23    | 1       | 8     | ---   | 11    | ---         | 1     | 83          | 1,329  |
| Buffalo, N.Y.               | ---     | 233   | 3          | 19    | ---     | ---   | ---   | ---   | ---         | 1     | 3           | 253    |
| Chicago, Ill.               | ---     | 341   | 137        | 50    | 23      | 11    | ---   | 240   | ---         | 7     | 160         | 649    |
| Cincinnati, O.              | ---     | 287   | ---        | 41    | ---     | 11    | ---   | 121   | ---         | 1     | ---         | 461    |
| Columbia, S. C.             | ---     | 58    | ---        | 12    | ---     | 2     | ---   | 3     | ---         | ---   | ---         | 75     |
| Dallas, Tex.                | ---     | 8     | ---        | 56    | ---     | 24    | ---   | 507   | ---         | 4     | ---         | 599    |
| Denver, Colo.               | ---     | 110   | ---        | 94    | ---     | 7     | ---   | 235   | ---         | ---   | ---         | 446    |
| Detroit, Mich.              | ---     | 611   | 16         | 26    | ---     | 2     | ---   | 67    | ---         | 4     | 16          | 710    |
| Los Angeles, Cal.           | ---     | 3     | ---        | 1,094 | ---     | 121   | ---   | 300   | ---         | ---   | ---         | 1,518  |
| New Orleans, La.            | ---     | 95    | ---        | 31    | ---     | 14    | ---   | 72    | ---         | ---   | ---         | 212    |
| New York-Newark             | ---     | 3,283 | 126        | 87    | ---     | 1     | ---   | 43    | ---         | ---   | 126         | 3,414  |
| Philadelphia, Pa.           | ---     | 1,017 | 29         | 38    | ---     | 12    | ---   | 10    | ---         | 1     | 29          | 1,078  |
| Pittsburgh, Pa.             | ---     | 345   | ---        | 81    | ---     | 5     | ---   | 66    | ---         | 1     | ---         | 498    |
| St. Louis, Mo.              | ---     | 164   | ---        | 32    | ---     | 4     | ---   | 295   | ---         | 2     | ---         | 497    |
| San Antonio, Tex.           | ---     | ---   | ---        | 32    | ---     | 1     | ---   | 233   | ---         | 5     | ---         | 271    |
| San Francisco-Oakland       | ---     | 11    | ---        | 613   | ---     | 18    | ---   | 733   | ---         | 1     | ---         | 1,376  |
| Seattle-Tacoma, Wash.       | ---     | 136   | ---        | 166   | ---     | 14    | ---   | 264   | ---         | 1     | ---         | 581    |
| Total                       | ---     | 8,929 | 396        | 2,592 | 24      | 265   | ---   | 3,240 | ---         | 29    | 420         | 15,055 |
| Canadian Cities:            |         |       |            |       |         |       |       |       |             |       |             |        |
| Montreal, Que.              | ---     | 586   | 77         | 7     | 36      | 1     | ---   | 15    | 52          | 28    | 165         | 637    |
| Ottawa, Ont.                | ---     | 180   | 5          | 23    | 1       | 5     | ---   | 3     | ---         | 7     | 6           | 218    |
| Toronto, Ont.               | ---     | 911   | 29         | 134   | 3       | ---   | ---   | 31    | ---         | 18    | 32          | 1,094  |
| Vancouver, B. C.            | ---     | 110   | 2          | 150   | ---     | 4     | ---   | 114   | ---         | ---   | 2           | 378    |
| Winnipeg, Man.              | ---     | 59    | ---        | 39    | ---     | 5     | ---   | 104   | ---         | ---   | ---         | 207    |
| Total                       | ---     | 1,846 | 113        | 353   | 40      | 15    | ---   | 267   | 52          | 53    | 205         | 2,534  |

| City                  | Tangelos |                       |       |        |       | Temples |       |       |
|-----------------------|----------|-----------------------|-------|--------|-------|---------|-------|-------|
|                       | Florida  | Arizona<br>California | Texas | Mexico | Total | Florida | Other | Total |
| 1,000 cartons         |          |                       |       |        |       |         |       |       |
| U. S. Cities:         |          |                       |       |        |       |         |       |       |
| Atlanta, Ga.          | 47       | 2                     | ---   | ---    | 49    | 21      | ---   | 21    |
| Baltimore-Washington  | 87       | 23                    | ---   | ---    | 110   | 55      | ---   | 55    |
| Boxtton, Mass.        | 68       | 4                     | ---   | ---    | 72    | 52      | ---   | 52    |
| Buffalo, N. Y.        | 15       | 1                     | ---   | ---    | 16    | 10      | ---   | 10    |
| Chicago, Ill.         | 38       | 77                    | ---   | ---    | 115   | 16      | ---   | 16    |
| Cincinnati, O.        | 58       | 20                    | ---   | ---    | 78    | 18      | ---   | 18    |
| Columbia, S. C.       | 2        | ---                   | ---   | ---    | 2     | 4       | ---   | 4     |
| Dallas, Tex.          | 13       | 33                    | ---   | ---    | 46    | 3       | ---   | 3     |
| Denver, Colo.         | 16       | 20                    | ---   | ---    | 36    | ---     | ---   | ---   |
| Detroit, Mich.        | 84       | 25                    | ---   | ---    | 109   | 46      | ---   | 46    |
| Los Angeles, Cal.     | ---      | 86                    | ---   | ---    | 86    | ---     | ---   | ---   |
| New Orleans, La.      | 26       | 4                     | ---   | ---    | 30    | 6       | ---   | 6     |
| New York-Newark       | 230      | 36                    | ---   | ---    | 266   | 128     | ---   | 128   |
| Philadelphia, Pa.     | 117      | 54                    | ---   | ---    | 171   | 50      | ---   | 50    |
| Pittsburgh, Pa.       | 48       | 18                    | ---   | ---    | 66    | 18      | ---   | 18    |
| St. Louis, Mo.        | 29       | 10                    | ---   | ---    | 39    | 12      | ---   | 12    |
| San Antonio, Tex.     | ---      | 19                    | 1     | ---    | 20    | ---     | ---   | ---   |
| San Francisco-Oakland | ---      | 124                   | ---   | ---    | 124   | ---     | ---   | ---   |
| Seattle-Tacoma, Wash. | 1        | 43                    | ---   | ---    | 44    | ---     | ---   | ---   |
| Total                 | 879      | 599                   | 1     | ---    | 1,479 | 439     | ---   | 439   |

1/ Principal source of receipts of grapefruit at U. S. cities was Mexico; at Canadian cities, were Mexico and South Africa.  
Source: See page 46, data sources, item 5.

Oranges: Total fresh shipments in U. S. and to Canada by states  
of origin and imports to U. S., monthly for crop years 1977-78 through 1981-82

| Crop year       | Sep   | Oct   | Nov   | Dec    | Jan   | Feb   | Mar    | Apr   | May    | Jun   | Jul   | Aug   | Total  |
|-----------------|-------|-------|-------|--------|-------|-------|--------|-------|--------|-------|-------|-------|--------|
| 1,000 cartons   |       |       |       |        |       |       |        |       |        |       |       |       |        |
| Florida         |       |       |       |        |       |       |        |       |        |       |       |       |        |
| 1977-78         | 4     | 551   | 2,302 | 4,016  | 1,831 | 1,853 | 1,922  | 1,847 | 1,676  | 962   | 256   | 129   | 17,349 |
| 1978-79         | 58    | 607   | 2,389 | 4,058  | 2,051 | 2,076 | 2,302  | 2,289 | 2,353  | 1,300 | 400   | 101   | 19,984 |
| 1979-80         | ---   | 518   | 2,787 | 4,287  | 1,931 | 2,333 | 2,195  | 2,129 | 1,982  | 858   | 300   | 64    | 19,384 |
| 1980-81         | 36    | 675   | 2,691 | 4,711  | 1,209 | 1,231 | 1,116  | 996   | 982    | 434   | 73    | 26    | 14,180 |
| 1981-82         | 9     | 676   | 2,043 | 4,227  | 936   | 1,076 | 1,194  | 1,166 | 1,062  | 361   | 12    | 2     | 12,764 |
| Arizona         |       |       |       |        |       |       |        |       |        |       |       |       |        |
| 1977-78         | ---   | ---   | 297   | 461    | 92    | 182   | 705    | 1,392 | 861    | 245   | 29    | ---   | 4,264  |
| 1978-79         | ---   | ---   | 305   | 495    | 96    | 58    | 405    | 681   | 537    | 80    | 1     | ---   | 2,658  |
| 1979-80         | ---   | ---   | 237   | 431    | 128   | 149   | 462    | 620   | 951    | 179   | 29    | ---   | 3,186  |
| 1980-81         | ---   | ---   | 543   | 282    | 146   | 139   | 263    | 412   | 513    | 71    | 6     | ---   | 2,375  |
| 1981-82         | ---   | 9     | 177   | 347    | 272   | 311   | 538    | 895   | 644    | 52    | 7     | ---   | 3,252  |
| California 1/   |       |       |       |        |       |       |        |       |        |       |       |       |        |
| 1977-78         | 2,547 | 2,061 | 2,150 | 4,595  | 3,787 | 4,792 | 5,334  | 6,061 | 3,350  | 2,884 | 2,539 | 1,903 | 42,003 |
| 1978-79         | 2,791 | 1,879 | 2,100 | 5,383  | 3,514 | 4,151 | 5,147  | 4,545 | 3,852  | 2,215 | 1,708 | 1,945 | 39,230 |
| 1979-80         | 3,277 | 2,687 | 3,576 | 5,342  | 4,842 | 6,161 | 8,074  | 6,765 | 7,617  | 3,914 | 3,251 | 3,258 | 58,764 |
| 1980-81         | 3,725 | 2,546 | 3,168 | 4,873  | 5,907 | 5,849 | 6,972  | 7,129 | 7,641  | 4,571 | 3,559 | 2,635 | 58,575 |
| 1981-82         | 3,244 | 3,609 | 5,293 | 5,311  | 6,367 | 6,446 | 7,250  | 7,180 | 5,614  | 2,847 | 3,159 | 2,292 | 58,612 |
| Texas           |       |       |       |        |       |       |        |       |        |       |       |       |        |
| 1977-78         | 51    | 540   | 930   | 1,393  | 512   | 514   | 544    | 321   | 91     | ---   | ---   | ---   | 4,896  |
| 1978-79         | 5     | 276   | 779   | 1,327  | 205   | 156   | 14     | ---   | ---    | ---   | ---   | ---   | 2,762  |
| 1979-80         | ---   | 209   | 519   | 866    | 459   | 502   | 464    | 180   | ---    | ---   | ---   | ---   | 3,199  |
| 1980-81         | ---   | 220   | 640   | 1,144  | 738   | 766   | 699    | 265   | 1      | ---   | ---   | ---   | 4,473  |
| 1981-82         | 43    | 294   | 584   | 1,269  | 864   | 746   | 729    | 524   | 313    | 36    | ---   | ---   | 5,402  |
| Mexico 2/       |       |       |       |        |       |       |        |       |        |       |       |       |        |
| 1977-78         | 9     | 60    | 213   | 427    | 13    | 27    | 31     | 38    | 78     | 42    | 22    | ---   | 960    |
| 1978-79         | 48    | 57    | 110   | 101    | 109   | 193   | 220    | 177   | 42     | 25    | 5     | ---   | 1,087  |
| 1979-80         | 46    | 230   | 82    | 89     | 27    | 36    | 42     | 106   | 70     | 14    | ---   | ---   | 742    |
| 1980-81         | ---   | 49    | 61    | 74     | 65    | 49    | 12     | 16    | ---    | ---   | ---   | ---   | 326    |
| 1981-82         | 20    | 75    | 24    | 36     | 43    | 20    | 17     | 16    | 139    | 176   | 23    | ---   | 589    |
| Other countries |       |       |       |        |       |       |        |       |        |       |       |       |        |
| 1977-78         | 7     | ---   | ---   | 79     | ---   | ---   | ---    | ---   | ---    | ---   | ---   | ---   | 86     |
| 1978-79         | 1     | 7     | ---   | 4      | 11    | 97    | 98     | ---   | ---    | 3     | 1     | ---   | 222    |
| 1979-80         | ---   | ---   | 6     | 8      | 5     | ---   | 1      | 7     | 4      | ---   | ---   | ---   | 31     |
| 1980-81         | ---   | ---   | ---   | 6      | 7     | 7     | 13     | 9     | 5      | ---   | ---   | ---   | 47     |
| 1981-82         | ---   | ---   | 1     | 19     | 2     | 5     | 26     | 29    | 29     | 7     | 1     | ---   | 119    |
| Total           |       |       |       |        |       |       |        |       |        |       |       |       |        |
| 1977-78         | 2,618 | 3,212 | 5,892 | 10,971 | 6,235 | 7,368 | 8,536  | 9,659 | 6,056  | 4,133 | 2,846 | 2,032 | 69,558 |
| 1978-79         | 2,903 | 2,826 | 5,683 | 11,368 | 5,986 | 6,731 | 8,186  | 7,692 | 6,784  | 3,623 | 2,115 | 2,046 | 65,943 |
| 1979-80         | 3,323 | 3,644 | 7,207 | 11,023 | 7,392 | 9,181 | 11,238 | 9,807 | 10,624 | 4,965 | 3,580 | 3,322 | 85,306 |
| 1980-81         | 3,761 | 3,490 | 7,103 | 11,090 | 8,072 | 8,041 | 9,075  | 8,827 | 9,142  | 5,076 | 3,638 | 2,661 | 79,976 |
| 1981-82         | 3,316 | 4,663 | 8,122 | 11,209 | 8,484 | 8,604 | 9,754  | 9,810 | 7,801  | 3,479 | 3,202 | 2,294 | 80,738 |

1/ Includes small quantity tangelos and tangerines.

2/ See page 35 for footnote.

Source: See page 46, data sources, item 5.

Grapefruit: Total fresh shipments in U. S. and to Canada by states of origin and imports to U. S., monthly for crop years 1977-78 through 1981-82

| Crop year       | Sep | Oct   | Nov   | Dec   | Jan   | Feb   | Mar   | Apr   | May   | Jun   | Jul | Aug | Total            |
|-----------------|-----|-------|-------|-------|-------|-------|-------|-------|-------|-------|-----|-----|------------------|
| 1,000 cartons   |     |       |       |       |       |       |       |       |       |       |     |     |                  |
| Florida         |     |       |       |       |       |       |       |       |       |       |     |     |                  |
| 1977-78         | 21  | 3,071 | 3,076 | 3,602 | 3,212 | 3,536 | 3,655 | 3,362 | 2,633 | 1,198 | 350 | 38  | 27,754           |
| 1978-79         | 10  | 2,445 | 3,360 | 3,361 | 3,721 | 3,835 | 4,274 | 3,236 | 2,098 | 543   | 50  | 1   | 26,934           |
| 1979-80         | 17  | 2,510 | 2,969 | 3,286 | 3,304 | 3,622 | 3,756 | 3,593 | 2,550 | 921   | 210 | 18  | 26,756           |
| 1980-81         | 52  | 2,783 | 3,014 | 3,419 | 2,721 | 2,745 | 3,048 | 2,531 | 1,582 | 362   | 27  | 1   | 22,285           |
| 1981-82         | 445 | 2,903 | 2,624 | 3,368 | 2,224 | 2,526 | 2,844 | 2,534 | 1,509 | 634   | 16  | 14  | 21,641           |
| Arizona         |     |       |       |       |       |       |       |       |       |       |     |     |                  |
| 1977-78         | --- | 3     | 147   | 176   | 165   | 144   | 118   | 188   | 238   | 385   | 24  | --- | 1,588            |
| 1978-79         | --- | 36    | 130   | 117   | 167   | 120   | 160   | 230   | 295   | 123   | --- | --- | 1,378            |
| 1979-80         | --- | 69    | 87    | 56    | 107   | 146   | 144   | 269   | 433   | 615   | 257 | --- | 2,183            |
| 1980-81         | --- | 63    | 95    | 74    | 226   | 150   | 280   | 440   | 668   | 323   | --- | --- | 2,319            |
| 1981-82         | --- | 75    | 49    | 94    | 160   | 192   | 125   | 157   | 68    | 568   | 16  | 2   | 1,506            |
| California      |     |       |       |       |       |       |       |       |       |       |     |     |                  |
| 1977-78         | 441 | 268   | 212   | 250   | 179   | 241   | 256   | 476   | 406   | 612   | 524 | 182 | 4,047            |
| 1978-79         | 48  | 35    | 120   | 131   | 216   | 281   | 493   | 450   | 583   | 386   | 575 | 429 | 3,747            |
| 1979-80         |     |       |       |       |       |       |       |       |       |       |     |     | Data unavailable |
| 1980-81         |     |       |       |       |       |       |       |       |       |       |     |     | Data unavailable |
| 1981-82         |     |       |       |       |       |       |       |       |       |       |     |     | Data unavailable |
| Texas           |     |       |       |       |       |       |       |       |       |       |     |     |                  |
| 1977-78         | --- | 195   | 853   | 1,475 | 1,308 | 1,643 | 1,525 | 1,335 | 458   | 3     | --- | --- | 8,795            |
| 1978-79         | --- | 387   | 1,282 | 1,840 | 749   | 728   | 166   | 18    | ---   | ---   | --- | --- | 5,170            |
| 1979-80         | --- | 380   | 937   | 1,350 | 1,280 | 1,177 | 818   | 277   | 4     | ---   | --- | --- | 6,223            |
| 1980-81         | --- | 247   | 1,049 | 1,478 | 1,452 | 1,323 | 881   | 309   | 15    | ---   | --- | --- | 6,754            |
| 1981-82         | 28  | 629   | 1,162 | 1,802 | 2,181 | 1,588 | 1,682 | 1,190 | 616   | 81    | --- | --- | 10,959           |
| Mexico 1/       |     |       |       |       |       |       |       |       |       |       |     |     |                  |
| 1977-78         | 8   | 38    | 75    | 18    | ---   | ---   | ---   | ---   | ---   | ---   | --- | --- | 139              |
| 1978-79         | --- | ---   | 68    | ---   | 2     | 3     | 5     | 1     | ---   | ---   | --- | --- | 79               |
| 1979-80         | 103 | 154   | 4     | 2     | ---   | ---   | ---   | ---   | ---   | ---   | --- | --- | 263              |
| 1980-81         | 73  | 167   | ---   | 1     | 2     | 6     | 2     | ---   | ---   | ---   | --- | --- | 251              |
| 1981-82         | 78  | 22    | 10    | 2     | 8     | 3     | 1     | ---   | 1     | ---   | --- | --- | 125              |
| Other countries |     |       |       |       |       |       |       |       |       |       |     |     |                  |
| 1977-78         | 10  | 5     | 2     | 7     | 2     | ---   | ---   | ---   | ---   | ---   | --- | --- | 26               |
| 1978-79         | --- | ---   | ---   | ---   | ---   | ---   | ---   | ---   | ---   | 1     | 1   | --- | 2                |
| 1979-80         | --- | ---   | ---   | ---   | ---   | ---   | ---   | ---   | ---   | ---   | --- | --- | ---              |
| 1980-81         | --- | ---   | ---   | ---   | ---   | ---   | ---   | ---   | ---   | ---   | --- | --- | ---              |
| 1981-82         | --- | ---   | ---   | ---   | ---   | ---   | ---   | ---   | 1     | ---   | --- | --- | 1                |
| Total           |     |       |       |       |       |       |       |       |       |       |     |     |                  |
| 1977-78         | 480 | 3,580 | 4,365 | 5,528 | 4,866 | 5,564 | 5,554 | 5,361 | 3,735 | 2,198 | 898 | 220 | 42,349           |
| 1978-79         | 58  | 2,903 | 4,960 | 5,449 | 4,855 | 4,967 | 5,098 | 3,935 | 2,976 | 1,053 | 626 | 430 | 37,310           |
| 1979-80         | 120 | 3,113 | 3,997 | 4,694 | 4,691 | 4,945 | 4,718 | 4,139 | 2,987 | 1,536 | 467 | 18  | 35,425 2/        |
| 1980-81         | 125 | 3,260 | 4,158 | 4,972 | 4,401 | 4,224 | 4,211 | 3,280 | 2,265 | 685   | 27  | 1   | 31,609 2/        |
| 1981-82         | 616 | 3,632 | 3,845 | 5,266 | 4,573 | 4,309 | 4,652 | 3,888 | 2,274 | 1,384 | 290 | 179 | 34,232 2/        |

1/See page 35 for footnote.

2/ Not comparable with earlier years -- California data unavailable.

Source: See page 46, data sources, item 5.

Tangerines, Tangelos, Temples and K-Early: Total fresh shipments in U. S. and to Canada by states of origin and imports to U. S., monthly for crop years 1977-78 through 1981-82

| Crop year         | Sep | Oct | Nov   | Dec   | Jan   | Feb   | Mar | Apr | May | Jun | Jul | Aug | Total |
|-------------------|-----|-----|-------|-------|-------|-------|-----|-----|-----|-----|-----|-----|-------|
| 1,000 cartons     |     |     |       |       |       |       |     |     |     |     |     |     |       |
| Tangerines        |     |     |       |       |       |       |     |     |     |     |     |     |       |
| Florida           |     |     |       |       |       |       |     |     |     |     |     |     |       |
| 1977-78           | --- | 469 | 1,083 | 1,340 | 735   | 550   | 558 | 154 | 23  | 12  | 2   | --- | 4,926 |
| 1978-79           | --- | 429 | 1,125 | 1,406 | 798   | 906   | 660 | 143 | 42  | 2   | 8   | 2   | 5,521 |
| 1979-80           | --- | 462 | 1,427 | 1,848 | 823   | 1,115 | 887 | 460 | 106 | 13  | 4   | 2   | 7,147 |
| 1980-81           | 6   | 617 | 1,098 | 1,579 | 461   | 277   | 158 | 25  | --- | --- | --- | --- | 4,221 |
| 1981-82           | 13  | 499 | 826   | 1,356 | 348   | 272   | 146 | 7   | --- | --- | --- | --- | 3,467 |
| Arizona           |     |     |       |       |       |       |     |     |     |     |     |     |       |
| 1977-78           | --- | --- | 92    | 268   | ---   | ---   | --- | --- | --- | --- | --- | --- | 360   |
| 1978-79           | --- | 1   | 27    | 248   | 276   | 150   | 30  | 14  | --- | --- | --- | --- | 746   |
| 1979-80           | --- | --- | 104   | 193   | 402   | 239   | 163 | 215 | 58  | 13  | --- | --- | 1,387 |
| 1980-81           | --- | --- | 87    | 204   | 425   | 245   | 114 | 41  | 3   | --- | --- | --- | 1,119 |
| 1981-82           | --- | 9   | 61    | 114   | 293   | 334   | 339 | 127 | 56  | --- | --- | --- | 1,333 |
| Texas             |     |     |       |       |       |       |     |     |     |     |     |     |       |
| 1977-78           | --- | --- | 2     | 15    | 35    | 2     | --- | --- | --- | --- | --- | --- | 54    |
| 1978-79           | --- | 2   | 32    | 47    | 2     | ---   | --- | --- | --- | --- | --- | --- | 83    |
| 1979-80           | --- | --- | 9     | 8     | 5     | ---   | --- | --- | --- | --- | --- | --- | 22    |
| 1980-81           | --- | --- | ---   | 5     | ---   | ---   | --- | --- | --- | --- | --- | --- | 5     |
| 1981-82           | --- | 1   | 11    | 13    | 6     | 2     | --- | --- | --- | --- | --- | --- | 33    |
| Mexico 1/         |     |     |       |       |       |       |     |     |     |     |     |     |       |
| 1977-78           | --- | --- | ---   | ---   | 196   | 69    | 8   | 4   | --- | --- | --- | --- | 277   |
| 1978-79           | 3   | 34  | 330   | 520   | 81    | 4     | --- | 1   | --- | --- | --- | --- | 973   |
| 1979-80           | --- | 99  | 284   | 313   | 175   | 25    | --- | 1   | --- | --- | --- | --- | 897   |
| 1980-81           | 1   | 78  | 155   | 252   | 86    | 27    | --- | --- | --- | --- | --- | --- | 599   |
| 1981-82           | --- | 77  | 294   | 318   | 194   | 31    | 1   | --- | --- | --- | --- | --- | 915   |
| Tangelos: Florida |     |     |       |       |       |       |     |     |     |     |     |     |       |
| 1977-78           | 2   | 51  | 1,038 | 1,778 | 631   | 49    | 4   | --- | --- | --- | --- | --- | 3,553 |
| 1978-79           | --- | 29  | 864   | 1,596 | 540   | 38    | 4   | --- | --- | --- | --- | --- | 3,071 |
| 1979-80           | --- | 42  | 767   | 1,689 | 660   | 53    | --- | --- | --- | --- | --- | --- | 3,211 |
| 1980-81           | --- | 80  | 1,027 | 1,880 | 607   | 166   | --- | --- | --- | --- | --- | --- | 3,760 |
| 1981-82           | --- | 136 | 854   | 1,733 | 379   | 76    | --- | --- | --- | --- | --- | --- | 3,178 |
| Temples: Florida  |     |     |       |       |       |       |     |     |     |     |     |     |       |
| 1977-78           | --- | --- | ---   | 36    | 1,700 | 1,589 | 282 | 11  | --- | --- | --- | --- | 3,618 |
| 1978-79           | --- | --- | ---   | ---   | 1,584 | 1,716 | 344 | 20  | --- | --- | --- | --- | 3,664 |
| 1979-80           | --- | --- | ---   | 82    | 2,158 | 2,318 | 482 | 24  | 3   | --- | --- | --- | 5,067 |
| 1980-81           | --- | --- | ---   | 31    | 924   | 762   | 156 | 9   | 1   | --- | --- | --- | 1,883 |
| 1981-82           | --- | --- | ---   | 83    | 878   | 463   | 64  | 2   | --- | --- | --- | --- | 1,490 |
| K-Early: Florida  |     |     |       |       |       |       |     |     |     |     |     |     |       |
| 1977-78           | 16  | 724 | 107   | ---   | ---   | ---   | --- | --- | --- | --- | --- | --- | 847   |
| 1978-79           | 7   | 758 | 184   | ---   | ---   | ---   | --- | --- | --- | --- | --- | --- | 949   |
| 1979-80           | 9   | 689 | 151   | ---   | ---   | ---   | --- | --- | --- | --- | --- | --- | 849   |
| 1980-81           | 20  | 729 | 144   | ---   | ---   | ---   | --- | --- | --- | --- | --- | --- | 893   |
| 1981-82           | 37  | 509 | 57    | ---   | ---   | ---   | --- | --- | --- | --- | --- | --- | 603   |

1/ See page 35 for footnote.

Source: See page 46, data sources, item 5.

Mixed rail citrus: Total fresh shipments in U. S. and to Canada by states of origin and imports to U. S., monthly for crop years 1977-78 through 1981-82

| Crop year     | Sep | Oct | Nov | Dec | Jan | Feb | Mar | Apr | May | Jun | Jul | Aug | Total |
|---------------|-----|-----|-----|-----|-----|-----|-----|-----|-----|-----|-----|-----|-------|
| 1,000 cartons |     |     |     |     |     |     |     |     |     |     |     |     |       |
| Florida       |     |     |     |     |     |     |     |     |     |     |     |     |       |
| 1977-78       | --- | --- | 2   | --- | --- | --- | --- | --- | --- | --- | --- | --- | 2     |
| 1978-79       | --- | --- | --- | --- | --- | --- | --- | --- | --- | --- | --- | --- | ---   |
| 1979-80       | --- | --- | --- | --- | 12  | --- | 21  | 19  | 5   | --- | --- | --- | 57    |
| 1980-81       | --- | --- | --- | --- | --- | --- | --- | --- | --- | 4   | --- | --- | 4     |
| 1981-82       | --- | --- | --- | --- | --- | --- | --- | 1   | --- | 10  | --- | --- | 11    |
| Arizona       |     |     |     |     |     |     |     |     |     |     |     |     |       |
| 1977-78       | --- | --- | 13  | 34  | 55  | 29  | 63  | 5   | 8   | --- | --- | --- | 207   |
| 1978-79       | --- | --- | 12  | 17  | --- | --- | 2   | --- | 12  | --- | --- | --- | 43    |
| 1979-80       | --- | --- | 18  | 18  | 9   | 5   | 3   | --- | 4   | 5   | --- | --- | 62    |
| 1980-81       | --- | --- | 3   | 6   | --- | 6   | --- | --- | --- | --- | --- | --- | 15    |
| 1981-82       | --- | --- | 1   | 2   | 8   | 2   | 4   | 1   | 5   | 4   | 1   | --- | 28    |
| California    |     |     |     |     |     |     |     |     |     |     |     |     |       |
| 1977-78       | 153 | 8   | --- | 3   | 3   | 3   | 5   | 42  | 55  | 129 | 121 | 126 | 648   |
| 1978-79       | 48  | 12  | --- | 3   | 10  | 4   | 8   | 2   | 12  | 72  | 97  | 40  | 308   |
| 1979-80       | 29  | 3   | 3   | 9   | 14  | 16  | 23  | 23  | 80  | 175 | 160 | 92  | 627   |
| 1980-81       | 69  | 21  | 7   | 10  | 10  | 19  | 22  | 56  | 24  | 64  | 106 | 45  | 453   |
| 1981-82       | 42  | 10  | 20  | 7   | 33  | 52  | 33  | 14  | 41  | 84  | 99  | 43  | 478   |
| Texas         |     |     |     |     |     |     |     |     |     |     |     |     |       |
| 1977-78       | --- | --- | --- | --- | --- | --- | --- | --- | --- | --- | --- | --- | ---   |
| 1978-79       | --- | --- | --- | --- | --- | --- | --- | --- | --- | --- | --- | --- | ---   |
| 1979-80       | --- | --- | --- | --- | --- | --- | --- | --- | --- | --- | --- | --- | ---   |
| 1980-81       | --- | --- | --- | --- | --- | --- | --- | --- | --- | --- | --- | --- | ---   |
| 1981-82       | --- | --- | --- | --- | --- | --- | --- | --- | --- | --- | --- | --- | ---   |
| Total         |     |     |     |     |     |     |     |     |     |     |     |     |       |
| 1977-78       | 153 | 8   | 15  | 37  | 58  | 32  | 68  | 47  | 63  | 129 | 121 | 126 | 857   |
| 1978-79       | 48  | 12  | 12  | 20  | 10  | 4   | 10  | 2   | 24  | 72  | 97  | 40  | 351   |
| 1979-80       | 29  | 3   | 21  | 27  | 35  | 21  | 47  | 42  | 89  | 180 | 160 | 92  | 746   |
| 1980-81       | 69  | 21  | 10  | 16  | 10  | 25  | 22  | 56  | 24  | 68  | 106 | 45  | 472   |
| 1981-82       | 42  | 10  | 21  | 9   | 41  | 54  | 37  | 16  | 46  | 98  | 100 | 43  | 517   |

Source: See page 46, data sources, item 5.

Footnote 2/ for page 32, 1/ for pages 33 and 34. Final Mexican shipments to the U. S. are reported by FAS as a combined total for oranges and tangerines. The total shown on pages 32 through 34 has been broken down proportionally into oranges and tangerines from Plant Quarantine data reported at the time of the crossing. Plant Quarantine releases gave separate totals for these two types of citrus. Mexican shipments exclude Canadian shipments.

Oranges, Tangelos and Temples: Total fresh shipments exported by states of origin,  
monthly for crop years 1977-78 through 1981-82

| Crop year         | Sep | Oct   | Nov | Dec   | Jan   | Feb   | Mar   | Apr   | May   | Jun   | Jul   | Aug   | Total  |
|-------------------|-----|-------|-----|-------|-------|-------|-------|-------|-------|-------|-------|-------|--------|
| 1,000 cartons     |     |       |     |       |       |       |       |       |       |       |       |       |        |
| Oranges           |     |       |     |       |       |       |       |       |       |       |       |       |        |
| Florida           |     |       |     |       |       |       |       |       |       |       |       |       |        |
| 1977-78           | --- | ---   | 2   | 7     | 16    | 13    | 38    | 133   | 13    | 51    | 36    | 16    | 325    |
| 1978-79           | --- | 2     | 7   | 62    | 73    | 96    | 78    | 293   | 298   | 47    | 56    | 2     | 1,014  |
| 1979-80           | --- | 2     | 7   | 7     | 7     | 9     | 18    | 67    | 80    | 58    | 49    | ---   | 304    |
| 1980-81           | --- | 9     | 24  | 9     | 11    | 11    | 27    | 56    | 98    | 50    | 15    | 4     | 314    |
| 1981-82           | --- | 3     | 8   | 3     | 3     | 5     | 17    | 48    | 56    | 32    | 3     | ---   | 178    |
| Arizona           |     |       |     |       |       |       |       |       |       |       |       |       |        |
| 1977-78           | --- | ---   | 11  | 11    | ---   | 29    | 316   | 463   | 174   | ---   | ---   | ---   | 1,004  |
| 1978-79           | --- | ---   | 9   | 12    | ---   | 5     | 183   | 277   | 46    | 2     | ---   | ---   | 534    |
| 1979-80           | --- | ---   | 2   | 5     | ---   | 4     | 260   | 305   | 158   | ---   | ---   | ---   | 734    |
| 1980-81           | --- | ---   | 6   | 8     | ---   | 4     | 252   | 452   | 176   | 28    | 1     | ---   | 927    |
| 1981-82           | --- | 1     | 155 | 83    | 24    | 118   | 311   | 412   | 138   | 18    | ---   | ---   | 1,260  |
| California        |     |       |     |       |       |       |       |       |       |       |       |       |        |
| 1977-78           | 982 | 555   | 179 | 434   | 797   | 382   | 545   | 1,484 | 3,013 | 1,463 | 1,589 | 947   | 12,370 |
| 1978-79           | 841 | 538   | 477 | 680   | 734   | 606   | 652   | 843   | 1,001 | 1,891 | 1,294 | 907   | 10,464 |
| 1979-80           | 711 | 523   | 345 | 617   | 818   | 789   | 1,204 | 1,790 | 2,851 | 2,920 | 2,463 | 2,365 | 17,396 |
| 1980-81           | 964 | 519   | 416 | 721   | 1,319 | 996   | 1,251 | 1,390 | 2,319 | 2,489 | 1,998 | 1,466 | 15,848 |
| 1981-82           | 721 | 1,139 | 690 | 1,060 | 1,559 | 1,300 | 1,004 | 1,346 | 2,654 | 1,851 | 1,661 | 861   | 15,846 |
| Total 1/          |     |       |     |       |       |       |       |       |       |       |       |       |        |
| 1977-78           | 982 | 555   | 204 | 475   | 829   | 429   | 906   | 2,092 | 3,200 | 1,514 | 1,625 | 963   | 13,774 |
| 1978-79           | 841 | 540   | 501 | 758   | 807   | 707   | 913   | 1,413 | 1,345 | 1,940 | 1,350 | 909   | 12,024 |
| 1979-80           | 711 | 525   | 357 | 629   | 825   | 802   | 1,492 | 2,168 | 3,089 | 2,978 | 2,512 | 2,365 | 18,453 |
| 1980-81           | 964 | 528   | 446 | 738   | 1,331 | 1,017 | 1,530 | 1,900 | 2,593 | 2,567 | 2,014 | 1,470 | 17,098 |
| 1981-82           | 721 | 1,143 | 853 | 1,146 | 1,586 | 1,423 | 1,332 | 1,806 | 2,848 | 1,901 | 1,664 | 861   | 17,284 |
| Tangelos: Florida |     |       |     |       |       |       |       |       |       |       |       |       |        |
| 1977-78           | --- | ---   | --- | ---   | ---   | 2     | ---   | ---   | ---   | ---   | ---   | ---   | 2      |
| 1978-79           | --- | ---   | --- | ---   | ---   | ---   | ---   | ---   | ---   | ---   | ---   | ---   | ---    |
| 1979-80           | --- | ---   | --- | ---   | ---   | ---   | ---   | ---   | ---   | ---   | ---   | ---   | ---    |
| 1980-81           | --- | ---   | --- | 2     | ---   | ---   | ---   | ---   | ---   | ---   | ---   | ---   | 2      |
| 1981-82           | --- | ---   | --- | ---   | 1     | ---   | ---   | ---   | ---   | ---   | ---   | ---   | 1      |
| Temples: Florida  |     |       |     |       |       |       |       |       |       |       |       |       |        |
| 1977-78           | --- | ---   | --- | ---   | 58    | 18    | 4     | ---   | ---   | ---   | ---   | ---   | 80     |
| 1978-79           | --- | ---   | --- | ---   | 16    | 58    | 17    | ---   | ---   | ---   | ---   | ---   | 91     |
| 1979-80           | --- | ---   | --- | ---   | 60    | 11    | 2     | ---   | ---   | ---   | ---   | ---   | 73     |
| 1980-81           | --- | ---   | --- | ---   | 2     | 2     | ---   | ---   | ---   | ---   | ---   | ---   | 4      |
| 1981-82           | --- | ---   | --- | ---   | 1     | ---   | ---   | ---   | ---   | ---   | ---   | ---   | 1      |

1/ Includes small quantity from Texas.

Source: See page 46, data sources, item 5.

Grapefruit and Tangerines: Total fresh shipments exported by states of origin,  
monthly for crop years 1977-78 through 1981-82

| Crop year           | Sep              | Oct   | Nov   | Dec   | Jan   | Feb   | Mar   | Apr   | May   | Jun | Jul | Aug | Total     |
|---------------------|------------------|-------|-------|-------|-------|-------|-------|-------|-------|-----|-----|-----|-----------|
| 1,000 cartons       |                  |       |       |       |       |       |       |       |       |     |     |     |           |
| Grapefruit          |                  |       |       |       |       |       |       |       |       |     |     |     |           |
| Florida             |                  |       |       |       |       |       |       |       |       |     |     |     |           |
| 1977-78             | 17               | 950   | 386   | 336   | 762   | 1,240 | 1,543 | 1,100 | 345   | 7   | --- | --- | 6,686     |
| 1978-79             | ---              | 979   | 771   | 464   | 1,321 | 1,736 | 2,324 | 2,033 | 840   | --- | 6   | --- | 10,474    |
| 1979-80             | ---              | 464   | 812   | 560   | 1,162 | 2,012 | 2,048 | 1,957 | 914   | 50  | --- | --- | 9,979     |
| 1980-81             | 78               | 962   | 836   | 698   | 1,245 | 1,902 | 2,371 | 2,243 | 324   | 1   | --- | --- | 10,660    |
| 1981-82             | 278              | 1,195 | 449   | 994   | 801   | 1,683 | 2,100 | 1,691 | 719   | 24  | --- | --- | 9,934     |
| Arizona             |                  |       |       |       |       |       |       |       |       |     |     |     |           |
| 1977-78             | ---              | ---   | 18    | 9     | 94    | 15    | 9     | 85    | 171   | 188 | 26  | --- | 615       |
| 1978-79             | ---              | 3     | 24    | 7     | 2     | 14    | 86    | 92    | 128   | 101 | --- | --- | 457       |
| 1979-80             | ---              | ---   | ---   | ---   | ---   | ---   | ---   | ---   | ---   | --- | --- | --- | ---       |
| 1980-81             | ---              | ---   | ---   | ---   | ---   | ---   | ---   | ---   | 3     | 2   | --- | --- | 5         |
| 1981-82             | ---              | ---   | ---   | ---   | ---   | ---   | ---   | ---   | 13    | 21  | 8   | --- | 42        |
| California          |                  |       |       |       |       |       |       |       |       |     |     |     |           |
| 1977-78             | 159              | 32    | 15    | 18    | 112   | 88    | 44    | 259   | 335   | 294 | 453 | 194 | 2,003     |
| 1978-79             | 1                | 5     | 15    | 5     | 11    | 124   | 224   | 313   | 417   | 133 | 459 | 399 | 2,106     |
| 1979-80             | Data unavailable |       |       |       |       |       |       |       |       |     |     |     |           |
| 1980-81             | Data unavailable |       |       |       |       |       |       |       |       |     |     |     |           |
| 1981-82             | Data unavailable |       |       |       |       |       |       |       |       |     |     |     |           |
| Texas               |                  |       |       |       |       |       |       |       |       |     |     |     |           |
| 1977-78             | ---              | ---   | 158   | 163   | 185   | 150   | 260   | 445   | 20    | --- | --- | --- | 1,381     |
| 1978-79             | ---              | 34    | 413   | 166   | 70    | 6     | 4     | ---   | ---   | --- | --- | --- | 693       |
| 1979-80             | ---              | ---   | 259   | 159   | 187   | 189   | 155   | 161   | ---   | --- | --- | --- | 1,110     |
| 1980-81             | ---              | 23    | 209   | 135   | 277   | 195   | 57    | 5     | ---   | --- | --- | --- | 901       |
| 1981-82             | ---              | 81    | 261   | 178   | 349   | 621   | 389   | 90    | 21    | --- | --- | --- | 1,990     |
| Total               |                  |       |       |       |       |       |       |       |       |     |     |     |           |
| 1977-78             | 176              | 982   | 577   | 526   | 1,153 | 1,493 | 1,856 | 1,889 | 871   | 489 | 479 | 194 | 10,685    |
| 1978-79             | 1                | 1,021 | 1,223 | 642   | 1,404 | 1,880 | 2,638 | 2,438 | 1,385 | 234 | 465 | 399 | 13,730    |
| 1979-80             | ---              | 464   | 1,071 | 719   | 1,349 | 2,201 | 2,203 | 2,118 | 914   | 50  | --- | --- | 11,089 1/ |
| 1980-81             | 78               | 985   | 1,045 | 833   | 1,522 | 2,097 | 2,428 | 2,248 | 327   | 3   | --- | --- | 11,566 1/ |
| 1981-82             | 278              | 1,276 | 710   | 1,172 | 1,150 | 2,304 | 2,489 | 1,781 | 769   | 48  | 34  | 26  | 11,966 1/ |
| Tangerines: Florida |                  |       |       |       |       |       |       |       |       |     |     |     |           |
| 1977-78             | ---              | ---   | ---   | 4     | 10    | 15    | 31    | 2     | ---   | --- | --- | --- | 62        |
| 1978-79             | ---              | ---   | 4     | 2     | 5     | 17    | 25    | 8     | ---   | 2   | --- | --- | 63        |
| 1979-80             | ---              | 1     | 4     | 2     | 6     | 42    | 19    | 21    | 8     | 1   | --- | --- | 104       |
| 1980-81             | ---              | 2     | 9     | 8     | 2     | 4     | 6     | ---   | ---   | --- | --- | --- | 31        |
| 1981-82             | ---              | 2     | 6     | 3     | 1     | 4     | 10    | 4     | ---   | --- | --- | --- | 30        |

1/ Not comparable with earlier years, California data unavailable.  
Source: See page 46, data sources, item 5.

Florida citrus sales: Cartons of Florida citrus sold and average price paid at terminal market auctions, by types of fruit and districts, crop years 1972-73 through 1981-82

| Crop year  | Total          |             | Interior       |             | Indian River   |             |                  |
|------------|----------------|-------------|----------------|-------------|----------------|-------------|------------------|
|            | Average price  | Volume sold | Average price  | Volume sold | Average price  | Volume sold |                  |
|            |                |             |                |             |                | Quantity    | Percent of total |
|            | Dols. per ctn. | 1,000 ctn.  | Dols. per ctn. | 1,000 ctn.  | Dols. per ctn. | 1,000 ctn.  | Percent          |
| Oranges    |                |             |                |             |                |             |                  |
| 1972-73    | 3.38           | 1,026       | 3.12           | 465         | 3.60           | 561         | 54.7             |
| 1973-74    | 3.62           | 866         | 3.42           | 392         | 3.78           | 474         | 54.7             |
| 1974-75    | 3.53           | 862         | 3.47           | 374         | 3.57           | 488         | 56.6             |
| 1975-76    | 3.85           | 605         | 3.76           | 360         | 3.97           | 245         | 40.5             |
| 1976-77    | 3.91           | 606         | 3.90           | 470         | 3.95           | 136         | 22.4             |
| 1977-78    | 5.42           | 535         | 5.35           | 430         | 5.71           | 105         | 19.6             |
| 1978-79    | 5.77           | 464         | 5.73           | 357         | 5.88           | 107         | 23.0             |
| 1979-80    | 5.37           | 446         | 5.30           | 377         | 5.66           | 69          | 15.5             |
| 1980-81    | 6.36           | 272         | 6.31           | 233         | 6.66           | 39          | 14.3             |
| 1981-82    | 6.63           | 244         | 6.64           | 205         | 6.59           | 39          | 16.0             |
| Temples    |                |             |                |             |                |             |                  |
| 1972-73    | 3.72           | 363         | 3.45           | 152         | 3.92           | 211         | 58.1             |
| 1973-74    | 3.09           | 348         | 3.12           | 175         | 3.06           | 173         | 49.7             |
| 1974-75    | 3.41           | 242         | 3.32           | 109         | 3.48           | 133         | 54.9             |
| 1975-76    | 3.62           | 239         | 3.58           | 134         | 3.66           | 105         | 43.9             |
| 1976-77    | 4.67           | 177         | 4.57           | 86          | 3.76           | 91          | 51.4             |
| 1977-78    | 5.39           | 171         | 5.14           | 121         | 5.98           | 50          | 29.2             |
| 1978-79    | 5.70           | 176         | 5.19           | 107         | 6.46           | 69          | 39.2             |
| 1979-80    | 5.19           | 210         | 5.16           | 134         | 5.20           | 76          | 36.2             |
| 1980-81    | 6.74           | 81          | 6.72           | 47          | 6.76           | 34          | 42.0             |
| 1981-82    | 6.92           | 47          | 6.96           | 40          | 6.73           | 7           | 15.0             |
| Grapefruit |                |             |                |             |                |             |                  |
| 1972-73    | 3.70           | 2,414       | 3.66           | 188         | 3.71           | 2,226       | 92.2             |
| 1973-74    | 3.29           | 2,743       | 3.18           | 161         | 3.30           | 2,582       | 94.1             |
| 1974-75    | 3.60           | 2,408       | 3.11           | 176         | 3.64           | 2,232       | 92.7             |
| 1975-76    | 3.48           | 2,662       | 2.93           | 183         | 3.52           | 2,479       | 93.1             |
| 1976-77    | 3.60           | 1,944       | 3.39           | 171         | 3.62           | 1,773       | 91.2             |
| 1977-78    | 3.89           | 1,732       | 3.40           | 100         | 3.92           | 1,632       | 94.2             |
| 1978-79    | 4.72           | 1,619       | 4.63           | 155         | 4.73           | 1,464       | 90.4             |
| 1979-80    | 5.20           | 1,363       | 4.97           | 93          | 5.22           | 1,270       | 93.2             |
| 1980-81    | 5.67           | 1,120       | 4.77           | 52          | 5.71           | 1,068       | 95.4             |
| 1981-82    | 5.28           | 1,016       | 5.63           | 120         | 5.36           | 896         | 88.2             |
| Tangerines |                |             |                |             |                |             |                  |
| 1972-73    | 4.64           | 927         | 4.53           | 751         | 5.27           | 176         | 19.0             |
| 1973-74    | 4.52           | 989         | 4.20           | 744         | 4.28           | 245         | 24.8             |
| 1974-75    | 5.37           | 849         | 5.30           | 740         | 5.79           | 109         | 12.8             |
| 1975-76    | 4.72           | 835         | 4.68           | 770         | 5.16           | 65          | 7.8              |
| 1976-77    | 6.15           | 549         | 6.24           | 496         | 5.27           | 53          | 9.7              |
| 1977-78    | 7.89           | 535         | 8.04           | 475         | 6.70           | 60          | 11.2             |
| 1978-79    | 8.26           | 502         | 8.28           | 457         | 8.00           | 45          | 8.9              |
| 1979-80    | 7.15           | 665         | 7.20           | 616         | 6.49           | 49          | 7.4              |
| 1980-81    | 7.39           | 405         | 7.26           | 381         | 9.54           | 24          | 5.9              |
| 1981-82    | 9.27           | 172         | 9.49           | 149         | 7.80           | 23          | 13.3             |



Citrus: U. S. fresh exports, by months, crop year 1981-82

| Country              | Jul   | Aug   | Sep | Oct   | Nov   | Dec   | Jan   | Feb   | Mar   | Apr   | May   | Jun   | Total  |
|----------------------|-------|-------|-----|-------|-------|-------|-------|-------|-------|-------|-------|-------|--------|
| 1,000 cartons        |       |       |     |       |       |       |       |       |       |       |       |       |        |
| Oranges              |       |       |     |       |       |       |       |       |       |       |       |       |        |
| Canada               | 444   | 257   | 398 | 363   | 675   | 506   | 625   | 730   | 861   | 755   | 752   | 433   | 6,799  |
| Hong Kong            | 608   | 472   | 393 | 604   | 234   | 472   | 520   | 446   | 412   | 475   | 526   | 439   | 5,601  |
| Japan                | 734   | 175   | 31  | 22    | 175   | 129   | 111   | 123   | 306   | 433   | 822   | 994   | 4,055  |
| Singapore            | 85    | 70    | 106 | 70    | 58    | 43    | 60    | 78    | 86    | 102   | 71    | 71    | 900    |
| Malaysia             | 24    | 8     | 1   | ---   | 10    | 17    | 42    | 42    | 48    | 58    | 55    | 24    | 329    |
| New Zealand          | ---   | ---   | --- | ---   | ---   | ---   | 46    | 54    | 53    | 116   | 13    | 17    | 299    |
| Netherlands          | 67    | 49    | --- | 2     | ---   | ---   | 5     | 35    | 6     | 2     | 13    | 21    | 200    |
| Indonesia            | 13    | 2     | 2   | 10    | 9     | 5     | 8     | 9     | 22    | 17    | 8     | 17    | 122    |
| Belgium-Luxembourg   | 33    | 25    | 3   | ---   | ---   | ---   | ---   | 1     | 1     | ---   | 28    | 18    | 109    |
| France               | 10    | ---   | --- | ---   | ---   | ---   | 4     | 25    | 1     | ---   | ---   | ---   | 40     |
| United Kingdom       | 20    | ---   | --- | ---   | ---   | ---   | 1     | 2     | ---   | ---   | ---   | ---   | 23     |
| West Germany         | ---   | ---   | --- | ---   | ---   | 1     | 1     | 5     | ---   | ---   | ---   | ---   | 7      |
| Other                | 57    | 36    | 27  | 20    | 9     | 20    | 41    | 34    | 39    | 30    | 39    | 41    | 393    |
| Total                | 2,095 | 1,094 | 961 | 1,091 | 1,170 | 1,193 | 1,464 | 1,584 | 1,835 | 1,988 | 2,327 | 2,075 | 18,877 |
| Grapefruit           |       |       |     |       |       |       |       |       |       |       |       |       |        |
| Japan                | 627   | 243   | 91  | 470   | 93    | 454   | 618   | 963   | 1,504 | 1,310 | 821   | 302   | 7,496  |
| Canada               | 132   | 85    | 116 | 209   | 282   | 202   | 275   | 190   | 291   | 213   | 211   | 183   | 2,389  |
| France               | ---   | ---   | 53  | 239   | 267   | 162   | 159   | 255   | 382   | 242   | 171   | 71    | 2,001  |
| Netherlands          | 14    | ---   | 34  | 183   | 225   | 126   | 136   | 184   | 298   | 121   | 52    | 22    | 1,395  |
| West Germany         | ---   | ---   | --- | 25    | 53    | 35    | 18    | 23    | 41    | 15    | 17    | 17    | 244    |
| United Kingdom       | 2     | 1     | --- | 15    | 31    | 17    | 20    | 28    | 32    | 6     | 10    | 10    | 172    |
| Belgium-Luxembourg   | 2     | 1     | 2   | 5     | 16    | 11    | 18    | 16    | 18    | 3     | 7     | 4     | 103    |
| Switzerland          | ---   | ---   | --- | 4     | 8     | 5     | 5     | 5     | 8     | 3     | 10    | 6     | 54     |
| New Zealand          | ---   | ---   | --- | ---   | ---   | ---   | 9     | 20    | 5     | 4     | 5     | ---   | 43     |
| Italy                | ---   | ---   | --- | 3     | 2     | 8     | ---   | ---   | ---   | ---   | ---   | ---   | 13     |
| Other                | 11    | 4     | 4   | 13    | 11    | 7     | 15    | 10    | 21    | 8     | 8     | 8     | 120    |
| Total                | 788   | 334   | 300 | 1,166 | 988   | 1,027 | 1,273 | 1,694 | 2,600 | 1,925 | 1,312 | 623   | 14,030 |
| Tangerines           |       |       |     |       |       |       |       |       |       |       |       |       |        |
| Canada               | ---   | 7     | 10  | 43    | 90    | 93    | 48    | 60    | 61    | 24    | 6     | 4     | 446    |
| Japan                | 11    | 4     | --- | ---   | ---   | 1     | ---   | 3     | 1     | 6     | 14    | 9     | 49     |
| Netherlands          | ---   | ---   | --- | ---   | ---   | ---   | 15    | 21    | 9     | ---   | ---   | ---   | 45     |
| France               | ---   | ---   | --- | ---   | ---   | ---   | 2     | 10    | ---   | ---   | ---   | ---   | 12     |
| Netherlands-Antilles | 1     | ---   | --- | ---   | 1     | 1     | ---   | ---   | 1     | ---   | ---   | 1     | 5      |
| United Kingdom       | ---   | ---   | --- | ---   | ---   | ---   | 1     | 3     | ---   | ---   | ---   | ---   | 4      |
| Other                | 9     | 9     | 3   | 1     | 1     | 2     | 6     | 15    | 8     | 1     | ---   | ---   | 55     |
| Total                | 21    | 20    | 13  | 44    | 92    | 97    | 72    | 112   | 80    | 31    | 20    | 14    | 616    |

Source: See page 46, data sources, item 6.

Florida citrus: Certified citrus exports, crop years 1974-75 through 1981-82 1/

| Crop Year     | Oranges    |            |       | Grapefruit |            |        | Specialty fruit |            |       | Grand total |
|---------------|------------|------------|-------|------------|------------|--------|-----------------|------------|-------|-------------|
|               | Commercial | Government | Total | Commercial | Government | Total  | Commercial      | Government | Total |             |
| 1,000 cartons |            |            |       |            |            |        |                 |            |       |             |
| 1974-75       | 1,978      | 38         | 2,016 | 6,792      | 22         | 6,814  | 56              | ---        | 56    | 8,886       |
| 1975-76       | 1,544      | 36         | 1,580 | 8,184      | 16         | 8,200  | 210             | ---        | 210   | 9,990       |
| 1976-77       | 352        | 20         | 372   | 8,508      | 10         | 8,518  | 34              | ---        | 34    | 8,924       |
| 1977-78       | 363        | 41         | 404   | 6,594      | 10         | 6,604  | 150             | ---        | 150   | 7,158       |
| 1978-79       | 968        | 48         | 1,016 | 10,511     | 20         | 10,531 | 152             | ---        | 152   | 11,699      |
| 1979-80       | 270        | 29         | 299   | 9,957      | 17         | 9,974  | 181             | ---        | 181   | 10,454      |
| 1980-81       | 271        | 36         | 307   | 10,226     | 14         | 10,240 | 42              | ---        | 42    | 10,589      |
| 1981-82       | 167        | 11         | 178   | 9,922      | 12         | 9,934  | 32              | ---        | 32    | 10,144      |

1/ Shipments certified in Florida for export to foreign countries other than Canada and Mexico.

Source: See page 46, data sources, item 7.

Florida citrus: Certified citrus exports by weeks, crop year 1981-82 1/

| Week ended    | Oranges    |            |       | Grapefruit |            |       | Specialty fruit |            |       |
|---------------|------------|------------|-------|------------|------------|-------|-----------------|------------|-------|
|               | Commercial | Government | Total | Commercial | Government | Total | Commercial      | Government | Total |
| 1,000 cartons |            |            |       |            |            |       |                 |            |       |
| Sep.          | 6          | ---        | ---   | ---        | ---        | ---   | ---             | ---        | ---   |
|               | 13         | ---        | ---   | ---        | ---        | ---   | ---             | ---        | ---   |
|               | 20         | ---        | ---   | 14         | ---        | 14    | ---             | ---        | ---   |
|               | 27         | ---        | ---   | 128        | ---        | 128   | ---             | ---        | ---   |
| Oct.          | 4          | ---        | ---   | 236        | ---        | 236   | ---             | ---        | ---   |
|               | 11         | ---        | ---   | 233        | ---        | 233   | ---             | ---        | ---   |
|               | 18         | ---        | ---   | 191        | ---        | 191   | 1               | ---        | 1     |
|               | 25         | 1          | 1     | 418        | ---        | 418   | ---             | ---        | ---   |
| Nov.          | 1          | 1          | 1     | 253        | ---        | 253   | 1               | ---        | 1     |
|               | 8          | 2          | 2     | 96         | ---        | 96    | 1               | ---        | 1     |
|               | 15         | 3          | 3     | 115        | ---        | 115   | 2               | ---        | 2     |
|               | 22         | 2          | 2     | 115        | 1          | 116   | 1               | ---        | 1     |
|               | 29         | 1          | 1     | 77         | 1          | 78    | 1               | ---        | 1     |
| Dec.          | 6          | ---        | ---   | 269        | ---        | 269   | 1               | ---        | 1     |
|               | 13         | ---        | ---   | 157        | ---        | 157   | 1               | ---        | 1     |
|               | 20         | 1          | 1     | 397        | ---        | 397   | ---             | ---        | ---   |
|               | 27         | 1          | 1     | 96         | 1          | 97    | ---             | ---        | ---   |
| Jan.          | 3          | 1          | 2     | 123        | 1          | 124   | 1               | ---        | 1     |
|               | 10         | 1          | 2     | 328        | 1          | 329   | 1               | ---        | 1     |
|               | 17         | 1          | 1     | 447        | ---        | 447   | 1               | ---        | 1     |
|               | 24         | ---        | ---   | ---        | ---        | ---   | ---             | ---        | ---   |
|               | 31         | ---        | ---   | 21         | ---        | 21    | ---             | ---        | ---   |
| Feb.          | 7          | 1          | 1     | 148        | ---        | 148   | 1               | ---        | 1     |
|               | 14         | 1          | 1     | 285        | 1          | 286   | 1               | ---        | 1     |
|               | 21         | 4          | 4     | 678        | 1          | 679   | 1               | ---        | 1     |
|               | 28         | 3          | 3     | 570        | ---        | 570   | 4               | ---        | 4     |
| Mar.          | 7          | 2          | 3     | 467        | ---        | 467   | 4               | ---        | 4     |
|               | 14         | 4          | 5     | 523        | 1          | 524   | 2               | ---        | 2     |
|               | 21         | 2          | 3     | 526        | 1          | 527   | 2               | ---        | 2     |
|               | 28         | 2          | 3     | 431        | 2          | 433   | 1               | ---        | 1     |
| Apr.          | 4          | 2          | 2     | 335        | ---        | 335   | 1               | ---        | 1     |
|               | 11         | 5          | 6     | 430        | 1          | 431   | 2               | ---        | 2     |
|               | 18         | 16         | 17    | 415        | ---        | 415   | 1               | ---        | 1     |
|               | 25         | 14         | 14    | 455        | ---        | 455   | ---             | ---        | ---   |
| May           | 2          | 9          | 10    | 228        | ---        | 228   | ---             | ---        | ---   |
|               | 9          | 18         | 19    | 307        | ---        | 307   | ---             | ---        | ---   |
|               | 16         | 12         | 13    | 125        | ---        | 125   | ---             | ---        | ---   |
|               | 23         | 12         | 12    | 223        | ---        | 223   | ---             | ---        | ---   |
|               | 30         | 13         | 13    | 38         | ---        | 38    | ---             | ---        | ---   |
| June          | 6          | 13         | 13    | 21         | ---        | 21    | ---             | ---        | ---   |
|               | 13         | 11         | 11    | 3          | ---        | 3     | ---             | ---        | ---   |
|               | 20         | 5          | 5     | ---        | ---        | ---   | ---             | ---        | ---   |
|               | 27         | 3          | 3     | ---        | ---        | ---   | ---             | ---        | ---   |
| July          | 4          | ---        | ---   | ---        | ---        | ---   | ---             | ---        | ---   |
|               | 11         | ---        | ---   | ---        | ---        | ---   | ---             | ---        | ---   |
|               | 18         | ---        | ---   | ---        | ---        | ---   | ---             | ---        | ---   |
|               | 25         | ---        | ---   | ---        | ---        | ---   | ---             | ---        | ---   |
| Aug. total    | ---        | ---        | ---   | ---        | ---        | ---   | ---             | ---        | ---   |
| Total         | 167        | 11         | 178   | 9,922      | 12         | 9,934 | 32              | ---        | 32    |

1/ Shipments certified in Florida for export to foreign countries other than Canada and Mexico.

Source: See page 46, data sources, item 7.

Citrus: Per capita consumption, fresh weight equivalent,  
United States, 1962 through 1981

| Year   | Citrus fruit consumed in fresh form |            |            |          |        |       |             | All citrus processed | Total citrus |
|--------|-------------------------------------|------------|------------|----------|--------|-------|-------------|----------------------|--------------|
|        | Oranges 1/                          | Grapefruit | Tangerines | Tangelos | Lemons | Limes | Total fresh |                      |              |
| Pounds |                                     |            |            |          |        |       |             |                      |              |
| 1962   | 15.6                                | 9.1        | 1.5        | .4       | 2.8    | .1    | 29.5        | 55.9                 | 85.4         |
| 1963   | 11.9                                | 6.4        | .9         | .3       | 2.5    | .1    | 22.1        | 42.6                 | 64.7         |
| 1964   | 14.3                                | 7.5        | 1.4        | .3       | 2.6    | .1    | 26.2        | 40.7                 | 66.9         |
| 1965   | 16.4                                | 8.3        | 1.6        | .4       | 2.4    | .1    | 29.2        | 45.8                 | 75.0         |
| 1966   | 16.4                                | 8.4        | 1.6        | .4       | 2.3    | .1    | 29.2        | 48.6                 | 77.8         |
| 1967   | 17.9                                | 9.0        | 1.9        | .6       | 2.3    | .1    | 31.8        | 64.5                 | 96.3         |
| 1968   | 14.1                                | 8.0        | 1.3        | .6       | 2.2    | .2    | 26.4        | 61.4                 | 87.8         |
| 1969   | 16.1                                | 7.8        | 1.6        | .6       | 2.1    | .2    | 28.4        | 61.5                 | 89.9         |
| 1970   | 16.2                                | 8.2        | 1.6        | .6       | 2.0    | .2    | 28.8        | 66.9                 | 95.7         |
| 1971   | 15.7                                | 8.6        | 1.8        | .7       | 2.2    | .2    | 29.2        | 73.9                 | 103.1        |
| 1972   | 14.5                                | 8.6        | 1.6        | .7       | 1.8    | .2    | 27.4        | 81.6                 | 109.0        |
| 1973   | 14.4                                | 8.6        | 1.7        | .6       | 1.9    | .2    | 27.4        | 81.7                 | 109.1        |
| 1974   | 14.4                                | 8.2        | 1.9        | .7       | 2.0    | .2    | 27.4        | 84.1                 | 111.5        |
| 1975   | 15.9                                | 8.4        | 2.0        | 1.0      | 1.9    | .2    | 29.4        | 96.9                 | 126.3        |
| 1976   | 14.7                                | 9.2        | 2.0        | .9       | 1.9    | .3    | 29.0        | 94.7                 | 123.7        |
| 1977   | 13.4                                | 7.7        | 1.8        | 1.0      | 2.1    | .3    | 26.2        | 94.0                 | 120.2        |
| 1978   | 13.5                                | 8.3        | 1.6        | .8       | 2.1    | .2    | 26.5        | 86.8                 | 113.3        |
| 1979   | 12.4                                | 7.6        | 1.6        | .7       | 2.0    | .2    | 24.5        | 89.4                 | 113.9        |
| 1980   | 15.8                                | 8.0        | 2.0        | .7       | 2.0    | .4    | 28.9        | 90.4                 | 119.3        |
| 1981   | 13.9                                | 6.9        | 1.2        | .8       | 2.1    | .4    | 25.3        | 87.4                 | 112.7        |

1/ Includes Temples.

Citrus: Florida fresh exports, 1981-82 crop year

| Country                 | Grapefruit | Oranges | Tangerines | Total  |
|-------------------------|------------|---------|------------|--------|
| 1,000 cartons           |            |         |            |        |
| Japan                   | 6,813      | 15      | ---        | 6,828  |
| France                  | 1,992      | 1       | ---        | 1,993  |
| Holland                 | 750        | ---     | ---        | 750    |
| Puerto Rico             | 23         | 146     | 32         | 201    |
| West Germany            | 161        | 10      | ---        | 171    |
| England                 | 71         | ---     | ---        | 71     |
| Belgium                 | 41         | ---     | ---        | 41     |
| Switzerland             | 34         | ---     | ---        | 34     |
| Italy                   | 17         | ---     | ---        | 17     |
| Sweden                  | 10         | ---     | ---        | 10     |
| Finland                 | 7          | ---     | ---        | 7      |
| Poland                  | 6          | ---     | ---        | 6      |
| Martinique              | ---        | 4       | ---        | 4      |
| United Kingdom          | 4          | ---     | ---        | 4      |
| Bahamas Islands         | ---        | 1       | ---        | 1      |
| Ireland, Northern, U.K. | 1          | ---     | ---        | 1      |
| Norway                  | 1          | ---     | ---        | 1      |
| East Germany            | 1          | ---     | ---        | 1      |
| Czechoslovakia          | 1          | ---     | ---        | 1      |
| Barbados                | ---        | 1       | ---        | 1      |
| Hawaii                  | 1          | ---     | ---        | 1      |
| Total                   | 9,934      | 178     | 32         | 10,144 |

Source: See page 46, data sources, item 7.

Florida citrus: Boxes of fruit processed by weeks, crop years 1980-81 and 1981-82

| Week ended   | Oranges |         | Grapefruit |         | Temples |         |
|--------------|---------|---------|------------|---------|---------|---------|
|              | 1980-81 | 1981-82 | 1980-81    | 1981-82 | 1980-81 | 1981-82 |
| 1,000 boxes  |         |         |            |         |         |         |
| Sep.         | 6       | ---     | ---        | ---     | ---     | ---     |
|              | 13      | ---     | ---        | ---     | ---     | ---     |
|              | 20      | ---     | ---        | ---     | ---     | ---     |
|              | 27      | ---     | 1          | 38      | ---     | ---     |
| Oct.         | 4       | ---     | 34         | 86      | ---     | ---     |
|              | 11      | 2       | 56         | 105     | ---     | ---     |
|              | 18      | 21      | 214        | 146     | ---     | ---     |
|              | 25      | 60      | 311        | 224     | ---     | ---     |
| Nov.         | 1       | 123     | 94         | 405     | 284     | ---     |
|              | 8       | 283     | 103        | 568     | 291     | ---     |
|              | 15      | 559     | 122        | 686     | 399     | ---     |
|              | 22      | 728     | 371        | 765     | 496     | ---     |
|              | 29      | 663     | 304        | 585     | 306     | ---     |
| Dec.         | 6       | 2,723   | 880        | 1,171   | 644     | ---     |
|              | 13      | 4,515   | 1,928      | 1,209   | 846     | ---     |
|              | 20      | 6,329   | 3,551      | 1,130   | 868     | 2       |
|              | 27      | 2,658   | 2,566      | 373     | 288     | 3       |
| Jan.         | 3       | 6,872   | 4,831      | 890     | 383     | 13      |
|              | 10      | 8,144   | 6,419      | 1,137   | 645     | 53      |
|              | 17      | 10,216  | 6,722      | 1,100   | 763     | 137     |
|              | 24      | 12,112  | 10,391     | 1,022   | 821     | 154     |
|              | 31      | 11,740  | 10,499     | 1,205   | 1,018   | 234     |
| Feb.         | 7       | 10,360  | 8,174      | 1,410   | 1,258   | 235     |
|              | 14      | 8,965   | 6,448      | 1,627   | 1,910   | 228     |
|              | 21      | 6,785   | 4,235      | 2,270   | 2,588   | 294     |
|              | 28      | 4,309   | 3,744      | 2,989   | 3,222   | 346     |
| Mar.         | 7       | 2,943   | 2,952      | 2,833   | 3,042   | 366     |
|              | 14      | 3,347   | 2,718      | 2,255   | 2,463   | 204     |
|              | 21      | 3,793   | 2,502      | 1,648   | 2,123   | 115     |
|              | 28      | 3,897   | 2,309      | 1,338   | 1,662   | 50      |
| Apr.         | 4       | 3,071   | 2,151      | 1,034   | 1,204   | 8       |
|              | 11      | 3,303   | 1,880      | 803     | 907     | 8       |
|              | 18      | 3,697   | 2,138      | 653     | 562     | 14      |
|              | 25      | 4,783   | 3,458      | 495     | 481     | 7       |
| May          | 2       | 5,563   | 4,185      | 446     | 355     | 2       |
|              | 9       | 5,504   | 4,718      | 200     | 315     | 2       |
|              | 16      | 5,666   | 4,500      | 89      | 194     | 1       |
|              | 23      | 4,980   | 4,068      | 65      | 148     | 1       |
|              | 30      | 4,655   | 3,193      | 41      | 67      | ---     |
| Jun.         | 6       | 3,670   | 2,456      | 34      | 42      | ---     |
|              | 13      | 2,762   | 2,053      | 18      | 39      | 1       |
|              | 20      | 2,123   | 841        | 10      | 34      | 1       |
|              | 27      | 1,200   | 406        | 5       | 17      | 2       |
| July         | 4       | 343     | 134        | 3       | 5       | 3       |
|              | 11      | 297     | 11         | 1       | 1       | 3       |
|              | 18      | 168     | 8          | 1       | 1       | 3       |
|              | 25      | 151     | 6          | 1       | 1       | 4       |
|              | 31      | 34      | 19         | ---     | 1       | ---     |
| August total |         | 7       | 23         | 2       | 7       | 2       |
| Total        |         | 164,124 | 118,180    | 33,133  | 31,300  | 2,493   |
|              |         |         |            |         |         | 2,362   |

Source: See page 46, data sources, item 8.

(Continued)

Florida citrus: Boxes of fruit processed by weeks, crop years 1980-81 and 1981-82 (continued)

| Week ended  | Tangelos |         | Tangerines |         | Honey Tangerines |         | K-Early |         |
|-------------|----------|---------|------------|---------|------------------|---------|---------|---------|
|             | 1980-81  | 1981-82 | 1980-81    | 1981-82 | 1980-81          | 1981-82 | 1980-81 | 1981-82 |
| 1,000 boxes |          |         |            |         |                  |         |         |         |
| Sep. 6      | ---      | ---     | ---        | ---     | ---              | ---     | ---     | ---     |
| 13          | ---      | ---     | ---        | ---     | ---              | ---     | ---     | ---     |
| 20          | ---      | ---     | ---        | ---     | ---              | ---     | ---     | ---     |
| 27          | ---      | ---     | ---        | ---     | ---              | ---     | ---     | ---     |
| Oct. 4      | ---      | 1       | 1          | 3       | ---              | ---     | 7       | 8       |
| 11          | 2        | 4       | 5          | 8       | ---              | ---     | 15      | 15      |
| 18          | 4        | 14      | 22         | 22      | ---              | ---     | 27      | 15      |
| 25          | 14       | 28      | 52         | 27      | ---              | ---     | 28      | 23      |
| Nov. 1      | 27       | 29      | 69         | 37      | ---              | ---     | 29      | 17      |
| 8           | 48       | 42      | 62         | 34      | ---              | ---     | 28      | 11      |
| 15          | 103      | 85      | 59         | 57      | ---              | ---     | 10      | 1       |
| 22          | 141      | 139     | 48         | 55      | ---              | ---     | 1       | 2       |
| 29          | 137      | 94      | 47         | 39      | ---              | ---     | 1       | 3       |
| Dec. 6      | 237      | 258     | 86         | 88      | ---              | ---     | ---     | ---     |
| 13          | 334      | 329     | 151        | 138     | ---              | ---     | ---     | ---     |
| 20          | 277      | 416     | 166        | 148     | ---              | ---     | ---     | 1       |
| 27          | 80       | 246     | 24         | 58      | ---              | 1       | ---     | ---     |
| Jan. 3      | 269      | 312     | 80         | 65      | ---              | 6       | ---     | ---     |
| 10          | 333      | 313     | 119        | 73      | 1                | 21      | ---     | ---     |
| 17          | 348      | 329     | 51         | 31      | 69               | 142     | ---     | ---     |
| 24          | 186      | 315     | 5          | 7       | 136              | 345     | ---     | ---     |
| 31          | 122      | 139     | ---        | 4       | 124              | 290     | ---     | ---     |
| Feb. 7      | 74       | 81      | 1          | 1       | 112              | 155     | ---     | ---     |
| 14          | 39       | 52      | 1          | ---     | 102              | 112     | ---     | ---     |
| 21          | 27       | 37      | 1          | 1       | 91               | 77      | ---     | ---     |
| 28          | 22       | 36      | 3          | 4       | 106              | 45      | ---     | ---     |
| Mar. 7      | 6        | 16      | 16         | 6       | 42               | 20      | ---     | ---     |
| 14          | 9        | 1       | 20         | 2       | 18               | 20      | ---     | ---     |
| 21          | 2        | 4       | 6          | 1       | 13               | 27      | ---     | ---     |
| 28          | 3        | ---     | ---        | ---     | 8                | 6       | ---     | ---     |
| Apr. 6      | ---      | ---     | ---        | ---     | 2                | 2       | ---     | ---     |
| 11          | ---      | ---     | ---        | ---     | 1                | 1       | ---     | ---     |
| 18          | ---      | ---     | ---        | ---     | ---              | 1       | ---     | ---     |
| 25          | ---      | ---     | ---        | ---     | 1                | 1       | ---     | ---     |
| May 2       | ---      | ---     | ---        | ---     | ---              | ---     | ---     | ---     |
| 9           | ---      | ---     | ---        | ---     | ---              | ---     | ---     | ---     |
| 16          | ---      | ---     | ---        | ---     | ---              | 1       | ---     | ---     |
| 23          | ---      | ---     | ---        | ---     | ---              | ---     | ---     | ---     |
| 30          | ---      | ---     | ---        | ---     | ---              | ---     | ---     | ---     |
| June 6      | ---      | ---     | ---        | ---     | ---              | 1       | ---     | ---     |
| 13          | ---      | ---     | ---        | ---     | 1                | ---     | ---     | ---     |
| 20          | ---      | ---     | ---        | ---     | ---              | ---     | ---     | ---     |
| 27          | ---      | ---     | ---        | ---     | ---              | ---     | ---     | ---     |
| July 4      | ---      | ---     | ---        | ---     | ---              | ---     | ---     | ---     |
| 11          | ---      | ---     | ---        | ---     | ---              | ---     | ---     | ---     |
| 18          | ---      | ---     | ---        | ---     | ---              | ---     | ---     | ---     |
| 25          | ---      | ---     | ---        | ---     | ---              | ---     | ---     | ---     |
| 30          | ---      | ---     | ---        | ---     | ---              | ---     | ---     | ---     |
| Aug. total  | ---      | ---     | ---        | ---     | ---              | ---     | ---     | ---     |
| Total       | 2,844    | 3,320   | 1,095      | 909     | 827              | 1,274   | 146     | 96      |

Source: See page 46, data sources, item 8.

Florida citrus: Distribution of recorded utilization, by types,  
by months, crop years 1978-79 through 1981-82

| Crop year                       | Sep | Oct | Nov | Dec | Jan | Feb | Mar | Apr | May | Jun | Jul | Aug | Total |
|---------------------------------|-----|-----|-----|-----|-----|-----|-----|-----|-----|-----|-----|-----|-------|
| Percent                         |     |     |     |     |     |     |     |     |     |     |     |     |       |
| Fresh orange shipments          |     |     |     |     |     |     |     |     |     |     |     |     |       |
| 1978-79                         | --- | 2   | 14  | 18  | 9   | 10  | 13  | 12  | 13  | 7   | 2   | --- | 100   |
| 1979-80                         | --- | 2   | 16  | 20  | 11  | 11  | 10  | 10  | 12  | 5   | 2   | 1   | 100   |
| 1980-81                         | --- | 6   | 19  | 32  | 10  | 7   | 6   | 9   | 7   | 3   | 1   | --- | 100   |
| 1981-82                         | --- | 5   | 15  | 34  | 7   | 8   | 9   | 11  | 8   | 3   | --- | --- | 100   |
| Processed orange usage          |     |     |     |     |     |     |     |     |     |     |     |     |       |
| 1978-79                         | --- | --- | 2   | 13  | 17  | 18  | 9   | 12  | 18  | 10  | 1   | --- | 100   |
| 1979-80                         | --- | --- | 1   | 12  | 16  | 16  | 14  | 12  | 15  | 13  | 1   | --- | 100   |
| 1980-81                         | --- | --- | 2   | 10  | 29  | 18  | 9   | 12  | 13  | 6   | 1   | --- | 100   |
| 1981-82                         | --- | --- | 1   | 12  | 29  | 18  | 9   | 12  | 14  | 5   | --- | --- | 100   |
| Fresh grapefruit shipments      |     |     |     |     |     |     |     |     |     |     |     |     |       |
| 1978-79                         | --- | 8   | 13  | 9   | 13  | 15  | 18  | 14  | 8   | 2   | --- | --- | 100   |
| 1979-80                         | --- | 7   | 11  | 10  | 14  | 15  | 15  | 14  | 11  | 3   | --- | --- | 100   |
| 1980-81                         | --- | 12  | 12  | 12  | 13  | 14  | 16  | 15  | 5   | 1   | --- | --- | 100   |
| 1981-82                         | 2   | 13  | 9   | 15  | 9   | 13  | 14  | 16  | 7   | 2   | --- | --- | 100   |
| Processed grapefruit usage      |     |     |     |     |     |     |     |     |     |     |     |     |       |
| 1978-79                         | --- | 2   | 9   | 12  | 14  | 17  | 29  | 12  | 4   | 1   | --- | --- | 100   |
| 1979-80                         | --- | 2   | 8   | 12  | 11  | 13  | 28  | 18  | 5   | 2   | 1   | --- | 100   |
| 1980-81                         | --- | 3   | 8   | 12  | 16  | 25  | 24  | 10  | 1   | 1   | --- | --- | 100   |
| 1981-82                         | --- | 2   | 5   | 10  | 10  | 29  | 29  | 10  | 4   | 1   | --- | --- | 100   |
| Fresh tangerine shipments       |     |     |     |     |     |     |     |     |     |     |     |     |       |
| 1978-79                         | --- | 9   | 33  | 39  | 18  | 1   | --- | --- | --- | --- | --- | --- | 100   |
| 1979-80                         | --- | 7   | 37  | 38  | 17  | 1   | --- | --- | --- | --- | --- | --- | 100   |
| 1980-81                         | --- | 18  | 28  | 40  | 14  | --- | --- | --- | --- | --- | --- | --- | 100   |
| 1981-82                         | --- | 18  | 27  | 49  | 6   | --- | --- | --- | --- | --- | --- | --- | 100   |
| Fresh Temple shipments          |     |     |     |     |     |     |     |     |     |     |     |     |       |
| 1978-79                         | --- | --- | --- | --- | 43  | 46  | 10  | 1   | --- | --- | --- | --- | 100   |
| 1979-80                         | --- | --- | --- | 1   | 48  | 42  | 8   | 1   | --- | --- | --- | --- | 100   |
| 1980-81                         | --- | --- | --- | 1   | 50  | 40  | 8   | 1   | --- | --- | --- | --- | 100   |
| 1981-82                         | --- | --- | --- | 9   | 56  | 31  | 4   | --- | --- | --- | --- | --- | 100   |
| Fresh honey tangerine shipments |     |     |     |     |     |     |     |     |     |     |     |     |       |
| 1978-79                         | --- | --- | --- | --- | 9   | 44  | 36  | 8   | 2   | 1   | --- | --- | 100   |
| 1979-80                         | --- | --- | --- | --- | 9   | 38  | 30  | 17  | 5   | 1   | --- | --- | 100   |
| 1980-81                         | --- | --- | --- | --- | 8   | 54  | 32  | 6   | --- | --- | --- | --- | 100   |
| 1981-82                         | --- | --- | --- | --- | 23  | 48  | 26  | 3   | --- | --- | --- | --- | 100   |
| Fresh tangelo shipments         |     |     |     |     |     |     |     |     |     |     |     |     |       |
| 1978-79                         | --- | 1   | 29  | 51  | 18  | 1   | --- | --- | --- | --- | --- | --- | 100   |
| 1979-80                         | --- | 1   | 27  | 48  | 23  | 1   | --- | --- | --- | --- | --- | --- | 100   |
| 1980-81                         | --- | 2   | 27  | 48  | 19  | 4   | --- | --- | --- | --- | --- | --- | 100   |
| 1981-82                         | --- | 4   | 25  | 58  | 11  | 2   | --- | --- | --- | --- | --- | --- | 100   |

Citrus fruit: Production, by selected countries, of principal types,  
crop years 1977-78 through 1981-82

| Country       | Crop years           |               |               |               |               |
|---------------|----------------------|---------------|---------------|---------------|---------------|
|               | 1977-78              | 1978-79       | 1979-80       | 1980-81       | 1981-82 2/    |
|               | 1,000 Metric tons 1/ |               |               |               |               |
|               | Oranges 3/           |               |               |               |               |
| Brazil        | 8,205                | 8,154         | 8,854         | 9,302         | 10,281        |
| United States | 9,228                | 8,502         | 10,979        | 9,694         | 7,178         |
| Italy         | 1,949                | 1,619         | 1,780         | 1,735         | 1,778         |
| Spain         | 2,514                | 1,633         | 1,730         | 1,693         | 1,700         |
| Mexico        | 1,395                | 1,280         | 1,630         | 1,600         | 1,690         |
| Israel        | 949                  | 959           | 892           | 753           | 912           |
| Egypt         | 747                  | 843           | 1,050         | 921           | 895           |
| Turkey        | 785                  | 656           | 680           | 695           | 700           |
| Greece        | 455                  | 480           | 335           | 527           | 690           |
| Morocco       | 1,070                | 630           | 756           | 685           | 676           |
| Argentina     | 925                  | 706           | 704           | 668           | 600           |
| South Africa  | 600                  | 579           | 543           | 569           | 577           |
| Cuba          | ---                  | 200           | 280           | 360           | 400           |
| Australia     | 401                  | 399           | 426           | 352           | 384           |
| Lebanon       | ---                  | 215           | 225           | 205           | 205           |
| Cyprus        | 109                  | 113           | 120           | 123           | 131           |
| Gaza          | ---                  | 154           | 150           | 126           | 112           |
| <b>Total</b>  | <b>29,332</b>        | <b>27,122</b> | <b>31,134</b> | <b>30,008</b> | <b>28,909</b> |
|               | Grapefruit           |               |               |               |               |
| United States | 2,749                | 2,501         | 2,709         | 2,503         | 2,676         |
| Israel        | 456                  | 499           | 509           | 468           | 510           |
| Argentina     | 145                  | 134           | 164           | 150           | 135           |
| Mexico        | 125                  | 145           | 170           | 163           | 120           |
| South Africa  | 91                   | 102           | 99            | 107           | 113           |
| <b>Total</b>  | <b>3,566</b>         | <b>3,381</b>  | <b>3,651</b>  | <b>3,391</b>  | <b>3,554</b>  |
|               | Lemons               |               |               |               |               |
| United States | 899                  | 676           | 716           | 1,096         | 852           |
| Italy         | 801                  | 769           | 767           | 688           | 720           |
| Spain         | 313                  | 248           | 317           | 342           | 500           |
| Argentina     | 280                  | 301           | 396           | 411           | 390           |
| Turkey        | 250                  | 170           | 220           | 210           | 230           |
| Greece        | 194                  | 134           | 144           | 180           | 210           |
| <b>Total</b>  | <b>2,737</b>         | <b>2,298</b>  | <b>2,560</b>  | <b>2,927</b>  | <b>2,902</b>  |
|               | Tangerines           |               |               |               |               |
| Japan         | NA                   | 3,278         | 3,915         | 3,194         | 3,113         |
| Spain         | ---                  | 911           | 867           | 901           | 775           |
| Brazil        | ---                  | 465           | 469           | 570           | 572           |
| United States | ---                  | 386           | 511           | 417           | 404           |
| Italy         | ---                  | 340           | 324           | 320           | 300           |
| Morocco       | ---                  | 233           | 267           | 280           | 294           |
| Argentina     | ---                  | 224           | 214           | 237           | 220           |
| Turkey        | ---                  | 150           | 155           | 167           | 170           |
| Mexico        | ---                  | 118           | 180           | 120           | 140           |
| <b>Total</b>  | <b>NA</b>            | <b>6,105</b>  | <b>6,902</b>  | <b>6,206</b>  | <b>5,988</b>  |

1/ One metric ton is equivalent to 2,204.6 pounds. 2/ Preliminary. 3/ 1977-78 includes tangerines.

Source: See page 46, data sources, item 6.

## DATA SOURCES

All data in this summary are official statistics of United States Department of Agriculture issued by the Statistical Reporting Service, except when another source is shown.

1. United States Department of Commerce  
Federal-State Agricultural Weather Service  
1408 24th Street S. E.  
Ruskin, Florida 33570
2. Hume, H. Harold, The Cultivation of Citrus Fruits  
(New York: The Macmillan Co.) 1926 - Data for  
1886-87 through 1908-09
3. Florida Citrus Processors Association  
P.O. Box 780  
Winter Haven, Florida 33880
4. Arizona Crop and Livestock Reporting Service  
3001 Federal Office Building  
Phoenix, Arizona 85025  
  
California Crop and Livestock Reporting Service  
P.O. Box 1258  
Sacramento, California 95806  
  
Texas Crop and Livestock Reporting Service  
P.O. Box 70  
Austin, Texas 78767
5. United States Department of Agriculture  
Agricultural Marketing Service  
Washington, D. C. 20250
6. United States Department of Agriculture  
Foreign Agricultural Service  
Washington, D. C. 20250
7. Florida Department of Agriculture and Consumer Services  
Division of Fruit and Vegetable Inspection  
P.O. Box 1072  
Winter Haven, Florida 33880
8. Citrus Administrative Committee  
P.O. Box R  
Lakeland, Florida 33802
9. Florida Citrus Mutual  
302 S. Mass Ave.  
P.O. Box 89  
Lakeland, Florida 33802